


# WATER WIZARD 2.0


parts manual

Version 1



parts department  
1.866.927.4229  
713.590.6652.fax

[www.colemanhanna.com](http://www.colemanhanna.com)



power  
Blower

(Revised March 2019)



### Please Read

The equipment shown on the following pages is from a typical Water Wizard 2.0 automatic system with a classic pump stand. The purpose of this manual is to simplify the process and increase the accuracy when ordering parts. Please note that with the variety of options available, your equipment may have additional components or not have some of the components shown.

In the interest of product improvement, Coleman Hanna Carwash Systems, LLC., reserves the right to make equipment modifications at any time and without advance notice.

For more information on the Water Wizard 2.0 and other world class car wash equipment and parts manufactured by Coleman Hanna Carwash Systems LLC., please contact us at:

1.800.999.9878  
5842 W. 34th Street  
Houston, Texas 77092  
[www.colemanhanna.com](http://www.colemanhanna.com)

Parts Department Direct Line:  
1.866.927.4229  
Fax: 713.590.6652

## WATER WIZARD 2.0® Parts Manual

<b><u>Table of Contents</u></b>		<b>Page</b>
<b>Pump Stand</b>		
Pump Stand	Front View	06
Pump Stand	Low and High Pressure Pumps	08
Pump Stand	End View – Pump Side	10
Pump Stand	Rear View	12
Electrical Control Center	Door	14
Electrical Control Center	Components	16
<b>Gantry</b>		
Gantry	Entrance View	20
Gantry	Exit View	22
Gantry	Control Panel	24
Gantry	Passenger Side (W/O Cover)	26
Gantry	Driver Side (W/ Cover)	28
Gantry	Passenger Side – Lower	30
Gantry	Passenger Side – Drive Motor Assembly	32
Gantry	Passenger Side – Upper	34
Gantry	Passenger Side – High Pressure Manifold Box	36
Gantry	Passenger Side – Boom Belt, Shaft & Prox Assembly	38
Gantry	Passenger Side – Lower Prox	40
Gantry	Driver Side (W/ Cover)	44
Gantry	Driver Side – Lower	46
Gantry	Driver Side – Upper	48
Gantry	Driver Side Low Pressure Manifold	50
Gantry	Driver Side – Boom Tilt Assembly	52
Gantry	Driver Side – Oscillating Assembly	54
Gantry	Spray Nozzles	56
Gantry	Zero Degree Nozzle Rocker Panel Assembly	58
Gantry	Presoak Foamers	60
Gantry	Blower Control Box – Top of Gantry	62
Wash Boom	(W/O Cover)	64
Wash Boom	Oscillating Assembly	66
Wash Boom	Solenoid and Oscillators	68
Gantry	Oscillating Blower System	70
Gantry	Panel Doors (Both Sides)	72
Gantry	Height Adjustment / Contouring Eyes – Driver's Side	74
Gantry	Height Adjustment / Contouring Eyes – Passenger's Side	76






pump stand





## PUMP STAND


ID#	PART#	DESCRIPTION
1.1	N/A	Repair Kit – Reclaim Valve
1.2	64001	Reclaim Valve -1 1/2" Solenoid Valve
1.3	22-0188-24-24	1 1/2" Hose Barb
1.4	58091-1	1/2" Air Regulator
1.5	47075	Flow Meter – Wax/Soap
1.6	06534-D	7 Compartment Chemical Tank Decal
1.7	06534	7 Compartment Chemical Tank
1.8	47010	0-300 psi Panel Mount Gauge
1.9	06535	Clean Water Tank
1.10	55267-W	25hp Motor
1.11	32-3k133wt3	Pump/Motor - Presoak
1.12	31030	454 P Dema 24 VAC 1/2"
1.13	55013	1/3 hp Motor - Tire Cleaner
1.14	31020	453 P Dema 24 VAC 3/8"
1.15	55016	1/2 hp Motor - Triple Shine



## PUMP STAND - LOW and HIGH PRESSURE PUMPS

<b>ID#</b>	<b>PART#</b>	<b>DESCRIPTION</b>
2.1	57007	240 gph pump
2.2	55013	1/3 hp Motor
2.3	57002	100 gph pump
2.4	32-3k133wt3	Pump - Presoak
2.5	32-3k133wt3	2 hp Motor
2.6	22099	SS Street Ell
2.7	22-0188-16-16	1" SS MPT Hose Barb
2.8	22-801-16-2	1" Hose
2.9	52017	1/2" Wire Braid Hose (Return to Tank)
2.10	57007	240 gph Hot Wax pump
2.11	31061	Dema Coil Assy. 24 VAC
2.12	31030	454 Dema 24 VAC 1/2"
2.13	31061	Dema Coil Assy. 24 VAC
2.14	31020	453P Dema 24 VAC 3/8"
2.15	52186	3/4" Wire Braid Hose (Undercarriage Inlet)
2.16	06760	1" General Unloader
2.17	47025	0-3000 psi LWR MT Gauge
2.18	22-30682-8-8B	1/2" Brass FM SW
2.19	22-48F-8-8	1/2" X 1/2" Male Connector
2.20	55016	1/2 hp Motor






**PUMP STAND - END VIEW, PUMP SIDE**

**PUMP STAND – END VIEW, PUMP SIDE**

<b>ID#</b>	<b>PART#</b>	<b>DESCRIPTION</b>
3.1	32-34235	3535 Cat Pump Valve Kit + Repair Kit
3.2	32-3535	3535 Cat Pump
3.3	18385	Wizard Belt Guard
3.4	N/A	1" Crossover HP Hose X 17 1/2"
3.5	58091-1	1/2" Air Regulator
3.6	47010	0-300 psi Panel Mount Gauge
3.7	64071	1/4" 24 VAC N.C. Solenoid
3.8	47075	Flow Meter – Wax/Soap
3.9	55013	1/3 hp motor (tire cleaner)
3.10	55016	1/2 hp Motor (triple shine and hot wax)
3.11	06760	1" Unloader



## PUMP STAND – REAR VIEW

ID#	PART#	DESCRIPTION
4.1	96225	4.5 kw Heater 240 volts
4.2	72050	Side Mount Level Switch
4.3	34020	6936F6F 3/8" Poly Check Valve
4.4	06520	1/2" Solenoid Valve (recirculating presoak)
4.5	22450	1/2" SS Ball Valve
4.6	22101	1" SS Ball Valve
4.7	64001	Reclaim Valve 1 1/2"
4.8	58091-1	1/2" Air Regulator
4.9	64071	1/4" 24V N.C. Solenoid
4.10	64070	1/2" Solenoid Valve (triple shine)
4.11	22-V500P-8	1/2" Brass Ball Valve
4.12	22450	1/2" SS Ball Valve
4.13	96225 or 96210	4.5 kw Heater - 240 Volts  9 kw Heater - 240 Volts

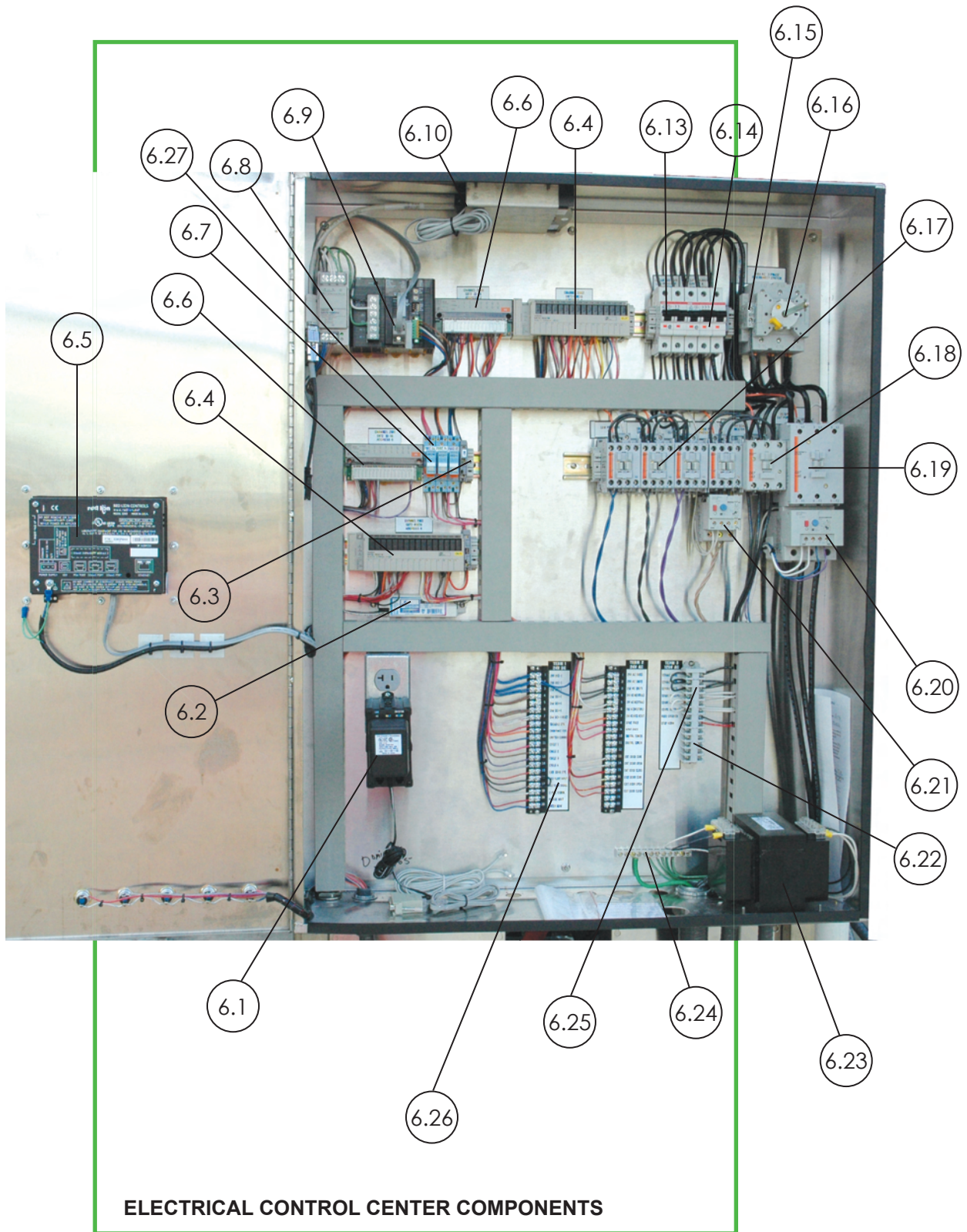






## ELECTRICAL CONTROL CENTER

<b>ID#</b>	<b>PART#</b>	<b>DESCRIPTION</b>
5.1	72026	Push Button Switch (Yellow)
5.2	06681	Red Lion Operator Interface G303
5.3	06601	Electrical Control Center Decal
5.4	06997	Switch Handle Assembly – Yellow/Red
5.5	24385	Cam Lock



## ELECTRICAL CONTROL CENTER COMPONENTS

ID#	PART#	DESCRIPTION
6.1	33150	Surge Protector
6.2	42080	LED Drive
6.3	40340-2	24v 5amp fuse holder
6.4	06940	SRT2ROC 16 Relay Output Card
6.5	06681	Red Lion Operator Interface
6.6	06920	SRT2ID 16 Input Card
6.7	06948	Relay
6.8	06960	DC Power Supply
6.9	07503-3	CPU 14
6.10	33567	Modem
6.13	40074	2P 16 amp Breaker
6.14	40027, 40029	3P 20 amp Breaker, 3P 40 amp Breaker
6.15	06996, 06951	Auxiliary Switch--Domestic, International
6.16	06994	Main Disconnect – 100 amp
6.17	60056	CA 1610 Contactor
6.18	06992	43 amp Contactor
6.19	60065	85 amp Contactor
6.20	60066-1	Overload - 90 amp
6.21	60062-1	Overload - 3.2 – 16 amp
6.22	40066-6	Terminal Strip
6.23	40190-5, 40190-6	500VA 120/240-24 volt Transformer--Domestic, 240/120—Int.
6.24	40116	Grounding Bar
6.25	40066-5	Terminal Strip
6.26	40010-3	Terminal Strip 20pt
6.27	06949	Relay Socket
6.28	06680-3	PA202 Card
6.29	06680-2	SRM21 Card



# gantry







GANTRY - ENTRANCE VIEW

## Gantry - Entrance View


<b>ID#</b>	<b>PART#</b>	<b>DESCRIPTION</b>
1.1	06115	Scrolling Sign Board LED
1.2	06671	Skin (Driver Side) Entrance End (A267)
1.3	06645	Skin Inside Panel (Driver Side) (A135)
1.4	06659	Radiused Panel (Driver Side) (With Blower) (A294D)
1.4	06666	Radiused Panel (Driver Side) (Without Blower) (A278D)
1.5	06675	Skin (Top Middle) Entrance End (A273)
1.6	06654	Overhead Panel (With Blower) (A293)
1.6	06657	Overhead Panel (Without Blower) (A277)
1.7	06667	Radiused Panel (Passenger Side) (With Blower) (A294P)
1.7	06668	Radiused Panel (Passenger Side) (Without Blower) (A278P)
1.8	06673	Skin (Passenger Side) Entrance End (A268)
1.9	06646	Inside Panel (Passenger Side) (A136)
1.10	06997	Switch Handle Assembly – Yellow/Red



GANTRY - EXIT VIEW

## GANTRY – EXIT VIEW


<b>ID#</b>	<b>PART#</b>	<b>DESCRIPTION</b>
2.1	06607	Eye Can – Passenger Side (A0252)
2.2	06674	Skin Passenger Side Exit End (A265)
2.3	06676	Skin Top Middle Exit End (A133)
2.4	06672	Skin Driver Side Exit End (A266)
2.5	06606	Eye Can – Driver Side (A0253)





## GANTRY CONTROL PANEL


<b>ID#</b>	<b>PART#</b>	<b>DESCRIPTION</b>
5.1	06785	DC Filter – 3VK3
5.2	06950	Terminating Resistor
5.3	06948	Relay 24 ADC
5.4	06997	Switch Handle Assembly – Yellow/Red
5.5	24385	Cam Lock
5.6	40032-6	5 amp fuse
5.7	40112-30	Fuse Holder
5.8	06973	Omron Yaskawa Variable Speed Drive - 230V
5.9	93121	Door Gasket
5.10	06995	63 amp Disconnect Base Mount
5.11	72026	Push Button – Yellow
5.12	40069	On/Off Switch
5.13	06920	Input Card – SRT2-ID16
5.14	06940	Relay Output Card – SRT2-ROC16
5.17	40010-3	Terminal Strip 20pt
5.18	40446	Ground Bar 10pt



**GANTRY - PASSENGER SIDE W/O HIGH PRESSURE MANIFOLD BOX COVER**

## Gantry – Passenger Side w/o High Pressure Manifold Box Cover

- A High Pressure Manifold Box – See page 40
- B Passenger Side – See page 34




GANTRY - DRIVER'S SIDE WITHCOVER

## Gantry – Driver's Side w/ Low Pressure Manifold Box Covered

A Low Pressure Manifold Box – See page 54









## GANTRY – PASSENGER SIDE LOWER

<b>ID#</b>	<b>PART#</b>	<b>DESCRIPTION</b>
6.1	55230-4	Drive Motor w/cover
6.2	52803	1/2" Wire Hyd. Hose – 18" with 1/2" Male pipe on each end
6.3	06647	Pillow Block Bearing - Oscillator
6.4	22010	Tri-Foam (PVC) Pipe 3/4"
6.5	06741-1	Receiver Eye – Contouring
6.5a	06741-1	Receiver Eye - Measurement
6.6	06647	Pillow Block Bearing - Oscillator
6.7	6501-0ML	Motor Lever Bracket
6.8	06838	7/16" Rod End
6.9	55237	Oscillating Motor With Gear Box
6.10	6500-OR-12	Oscillator Rod – Top Side – 12 3/8"
6.11	52012-2	Push Lock Hose 3/8" Green
6.12	22-00006	Synflex 3/8" X 19" hose
6.13	34025	Check Valve – Poly 1/4"
6.14	06616	Tire Cleaner Spray Manifold (6500TCP)
6.15	68080	Cover for Drive Motor



## GANTRY – PASSENGER SIDE – DRIVE MOTOR ASSEMBLY


<b>ID#</b>	<b>PART#</b>	<b>DESCRIPTION</b>
7.1	55225-3	Gear Box – Drive Motor
7.2	06801	Love Joy 7/8" for Gear Box
7.3	06803	Love Joy Spider
7.4	06805	Love Joy 1 1/4" for Wheel Shaft
7.5	06851	1 1/4" Bearing Pillow Block VPS-120
7.6	06500-W	Drive Wheel
7.7	06650-4	Prox Cable – 90 Degree
7.8	06626	Prox – 18mm
7.9	06780	Count Wheel 2" X 5"
7.10	06741-1	Reciever Eye - Measurement
7.11	52803	1/2" Wire Hyd. Hose – 18" with 1/2" Male pipe on each
7.12	22-00006	Synflex 3/8" X 19" Hose
7.13	68080	Cover for Drive Motor
7.14	06626	Prox – 18mm
7.15	06650-4	Prox Cable – 90 Degree
7.16	06613	Prox Target – home and end of track
7.17	06851	1 1/4" Bearing Pillow Block VPS-120



## GANTRY – PASSENGER SIDE UPPER


<b>ID#</b>	<b>PART#</b>	<b>DESCRIPTION</b>
8.1	52017	1/2" Wire Braided Hose
8.2	31030	Dema Valve 454P – Side Spray
8.3	34000	Brass Check Valve – 1/4"
8.4	52017	1/2" Wire Braided Hose
8.5	19814	Blower Fan Housing
8.6	52017	1/2" Wire Braided Hose
8.7	55260-B	10hp 3ph Blower Motor
8.8	06500BSL	Boom Drive Shaft – Passenger Side
8.9	06850	Bearing Pillow Block VPS-116 – 1"
8.10	52186	3/4" 2WB Wrapped Hose
8.11	31040	Dema Valve 458P – Rocker Panel
8.12	31030	Dema Valve 454P – Top Boom





## GANTRY – PASSENGER SIDE HIGH PRESSURE MANIFOLD BOX


<b>ID#</b>	<b>PART#</b>	<b>DESCRIPTION</b>
9.1	31030	Dema Valve 454P – Side Spray
9.2	22-0107-8-8	1/2" M X 1/2" F SW
9.3	34000	Check Valve Brass Super 1/4"
9.4	52017	1/2" Wire Braided Hose
9.5	22-EB-64-0500	3/8" Poly Flow Tube
9.6	22-0107-16-16	1" M X 1" F SW
9.7	52186	3/4" 2WB Wrapped Hose
9.8	31040	Dema Valve 458P 1" – Rocker Panel
9.9	31030	Dema Valve 454P – Top Boom
9.10	52017	1/2" Wire Braided Hose



## GANTRY – PASSENGER SIDE – BOOM BELT, SHAFT and PROX ASSEMBLY

<b>ID#</b>	<b>PART#</b>	<b>DESCRIPTION</b>
10.1	52186	3/4" 2WB Wrapped Hose
10.2	52017	1/2" Wire Braided Hose
10.3	52017	1/2" Wire Braided Hose
10.4	52017	1/2" Wire Braided Hose
10.5	06605	Boom Pulley
10.6	06852-8	Kevlar Boom Belt - 8'
10.7	06850	Bearing Pillow Block VPS-116 – 1"
10.8	06500-BSL	Boom Drive Shaft – Passenger Side
10.9	06645-1	1-1/8" Poly-Hi Tivar P.B.
10.10	74005	1/2" Super Swivel
10.11	06650-6	Prox Cable – 90 Degree
10.12	06650-6	Prox Cable – 90 Degree








## GANTRY – PASSENGER SIDE – LOWER PROX

<b>ID#</b>	<b>PARTS#</b>	<b>DESCRIPTION</b>
11.1	06626	Prox – 18mm
11.2	06650-4	Prox Cable – 90 Degree
11.3	06626	Prox – 18mm
11.4	06650-4	Prox Cable –90 Degree
11.5	06851	1 1/4" Bearing Pillow Block VPS-120
11.6	06500-W	Drive Wheel








## GANTRY – DRIVER SIDE WITH COVER


A Low Pressure Manifold Box – See page 54





## GANTRY – DRIVER SIDE LOWER

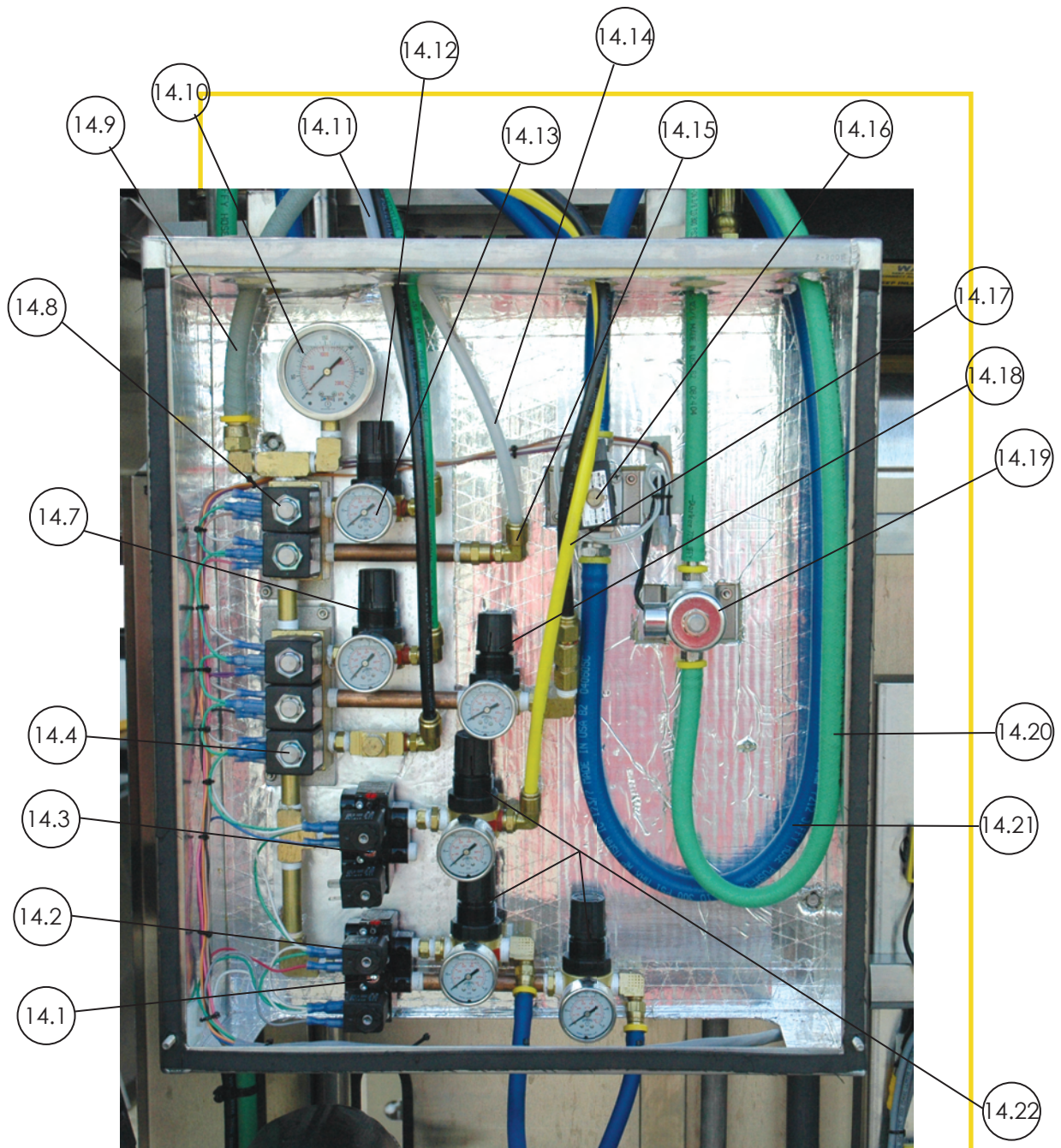
<b>ID#</b>	<b>PART#</b>	<b>DESCRIPTION</b>
12.1	06500-OJC-SBD	Oscillator Spray Bar – Side Bottom
12.2	06616	Tire Cleaner Spray Manifold (6500 TCP)
12.3	22-00006	Synflex 3/8" X 19" Hose
12.4	34025	Check Valve Poly 1/4"
12.5	52012-2	Push Lock Hose – 3/8" Green
12.6	06563	Spray Nozzle – 120 Degree Spot Free Rinse
12.7	22-00007	Synflex 3/8" X 24" Hose
12.8	06647	Pillow Block Bearing - Oscillator
12.9	06838	Rod End – 7/16"
12.10	06838	Rod End – 7/16"
12.11	06742-1	Transmitter Eye - Contouring
12.12	06742-1	Transmitter Eye - Measurement
12.13	06693-D	Eye Frequency Box, Drivers's Side
12.14	22010	Tri-Foam PVC Pipe 3/4"
12.15	52017	1/2" Wire Braided Hose – 18"



## GANTRY – DRIVER SIDE UPPER

<b>ID#</b>	<b>PART#</b>	<b>DESCRIPTION</b>
13.1	06767	Hose Track
13.2	06857	Rotary Actuator – Boom Tilt
13.3	52017	1/2" Wire Braided Hose
13.4	52017	1/2" Wire Braided Hose
13.5	55260	10hp 3ph Blower Motor
13.6	19814	Blower Fan Housing
13.7	06742-1	Transmitter Eye - Contouring






**GANTRY - DRIVER SIDE - LOW PRESSURE MANIFOLD**




## GANTRY – DRIVER SIDE LOW PRESSURE MANIFOLD

<b>ID#</b>	<b>PART#</b>	<b>DESCRIPTION</b>
14.1	64075-1	Air Solenoid – Boom Tilt
14.2	58056	3/8" Regulator – Boom Tilt
14.3	64075-1	Air Solenoid – Presoak Direction
14.4	64021	3 Stage Solenoid
14.7	58055	Air Regulator – Presoak 1/4"
14.8	64021-42	2 Stage Solenoid
14.9	22-801-6-GRA	3/8" Gray Hose
14.10	47011	0-300 Pressure Gauge
14.11	22-E-64-0500	Poly Tubing 3/8" Natural
14.12	58055	Air Regulator – 1/4"
14.13	47027	0-100 Pressure Gauge
14.14	22-E-64-0500	Poly Tubing 3/8" Natural
14.15	22-W169PL-6-4	3/8" X 1/4" Poly Push Lock Swivel – 90 Degree
14.16	06520	Solenoid - Presoak, Hot Wax
14.17	22-E-64-Y-0500	Poly Tubing 3/8" Yellow
14.18	58055	Regulator
14.19	64071	Solenoid Valve – Tire Cleaner
14.20	22-801-6-GRN	3/8" Green Hose
14.21	22-801-8-BLU	1/2" Blue Hose
14.22	58056	Regulator – 3/8"



## GANTRY – DRIVER SIDE – BOOM TILT ASSEMBLY

<b>ID#</b>	<b>PART#</b>	<b>DESCRIPTION</b>
15.1	06767	Hose Track
15.2	22-801-4-BLU	3/8" Blue Push Lock Hose
15.3	06857	Rotary Actuator
15.4	06800 06803	1" Love Joy Spider
15.5	07824	1" Small Shaft – 31" – Driver's Side
15.6	06850	Pillow Block Bearing – 1"
15.7	06852-8	Kevlar Boom Belt, 8'
15.8	06605	Boom Pulley (AM002)
15.9	06820	Shaft Collar - Boom
15.10	06645-1	Bearing Pillow Block 1 1/8" - Nylon




**GANTRY - DRIVER SIDE - OSCILLATING ASSEMBLY**

## GANTRY – DRIVER SIDE – OSCILLATING ASSEMBLY


<b>ID#</b>	<b>PART#</b>	<b>DESCRIPTION</b>
16.1	22-00007	Synflex 3/8" X 24" Hose
16.2	06838	Rod End - 7/16"
16.3	06767	Hose Track
16.4	55237	Oscillating Motor w/ gear box
16.5	06838	Rod End – 7/16"
16.6	06500-OJC-STD	Oscillating Spray Bar - Upper
16.7	06647	Pillow Block Bearing 1/2" - Nylon
16.8	06563	Nozzle – Spot Free





## GANTRY – SPRAY NOZZLES


<b>ID#</b>	<b>PARTS#</b>	<b>DESCRIPTION</b>
17.1	84282	Spray Tip 1/4" MEG – 0504
17.2	84282	Spray Tip 1/4" MEG – 0504
17.3	84280	Spray Tip 1/4" MEG – 0503
17.4	84280	Spray Tip 1/4" MEG – 0503
17.5	06563	Spray Nozzle – Spot Free - Side
17.6	06557	Nozzle – Presoak
17.7	82484	Nozzle – Rocker Panel - 1508



## ZERO DEGREE NOZZLE ROCKER PANEL ASSEMBLY

<b>ID#</b>	<b>PART#</b>	<b>DESCRIPTION</b>
18.1	55230-4	Washdown Motor - Drive
18.2	06805	Love Joy – 1 1/4"
	06801	Love Joy – 7/8"
	06803	Spider
18.3	06851	Pillow Block Bearing – 1 1/4"
18.4	06500-W	Drive Wheel
18.5	06500-95"	Shaft Boom Guide
18.6	06559	Spray Nozzle - Presoak
18.7	34025	Check Valve 1/4" Poly FXF
18.8	22-801-6-GRN	3/8" Green Hose
18.9	06647	Pillow Block Bearing
18.10	06500-OR-20	Adjustable Oscillating Rod
18.11	06563	Spray Nozzle - Spot Free Rinse
18.12	06838	Rod End - 7/16
18.13	06551	Zero Degree Nozzle (body)
	06552	Zero Degree Nozzle (insert)
18.14	22010	Tri-Foam PVC 3/4" Pipe
18.15	52017	1/2" Wire Braided Hose
18.16	52010	Synflex 3/8" X 19" Hose








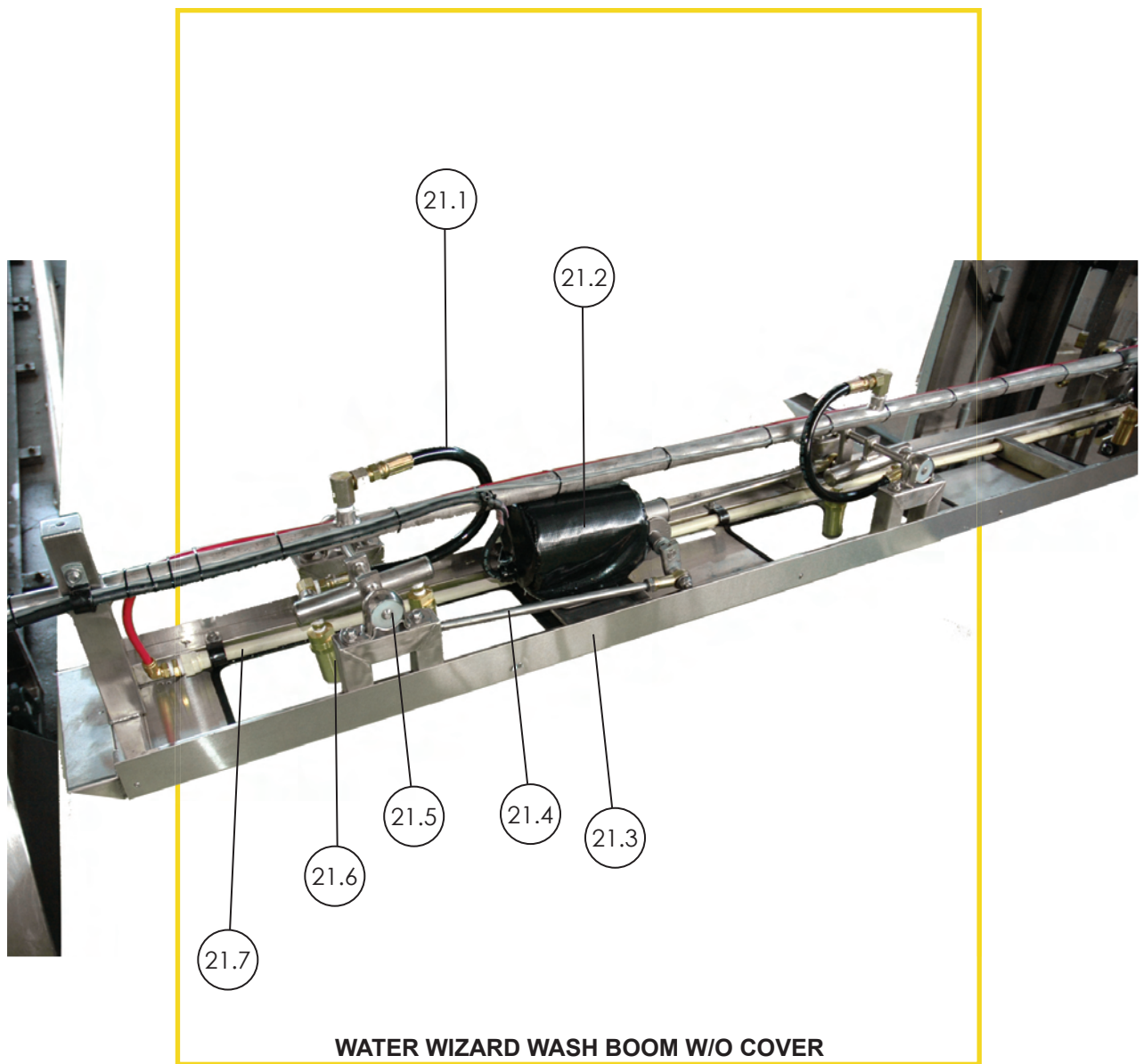
## TOP OF GANTRY – PRESOAK FOAMERS

<b>ID#</b>	<b>PART#</b>	<b>DESCRIPTION</b>
19.1	22-169P-6-4	3/8" Poly Tite X 1/4" Male 90
19.2	06567	Foam Generator
19.3	22-169P-6-4	3/8" Poly Tite X 1/4" Male 90
19.4	22-E-64-0500	3/8" Poly Tubing – Natural
19.5	34018	Check Valve, 1/4" Brass FXF



## BLOWER CONTROL BOX – TOP OF GANTRY

<b>ID#</b>	<b>PART#</b>	<b>DESCRIPTION</b>
20.1	40446-2	SS. Grounding Bar, 6 PT.
20.2	60064-1	Overload 9-45 amps
20.3	06992	Contactora 43 amp
20.4	06973	Omron Yaskawa Drive
20.5	06994	100 amp Main Disconnect Base Mount




**WATER WIZARD WASH BOOM W/O COVER**

## WATER WIZARD 2.0 WASH BOOM W/O COVER

ID#	PART#	DESCRIPTION
21.1	22-00006	Synflex 3/8" X 19" Hose
21.2	55237	Oscillating Boom Motor
21.3	06679	Wash Boom Frame Only
21.4	06502-OR-13	Linkage 7/16" NF 13.75"
21.5	06647	Pillow Block Bearing - Nylon
21.6	06551 06552	Zero Degree Nozzle (body) Zero Degree Nozzle (insert)
21.7	WB001	Low Pressure Hot Wax PVC

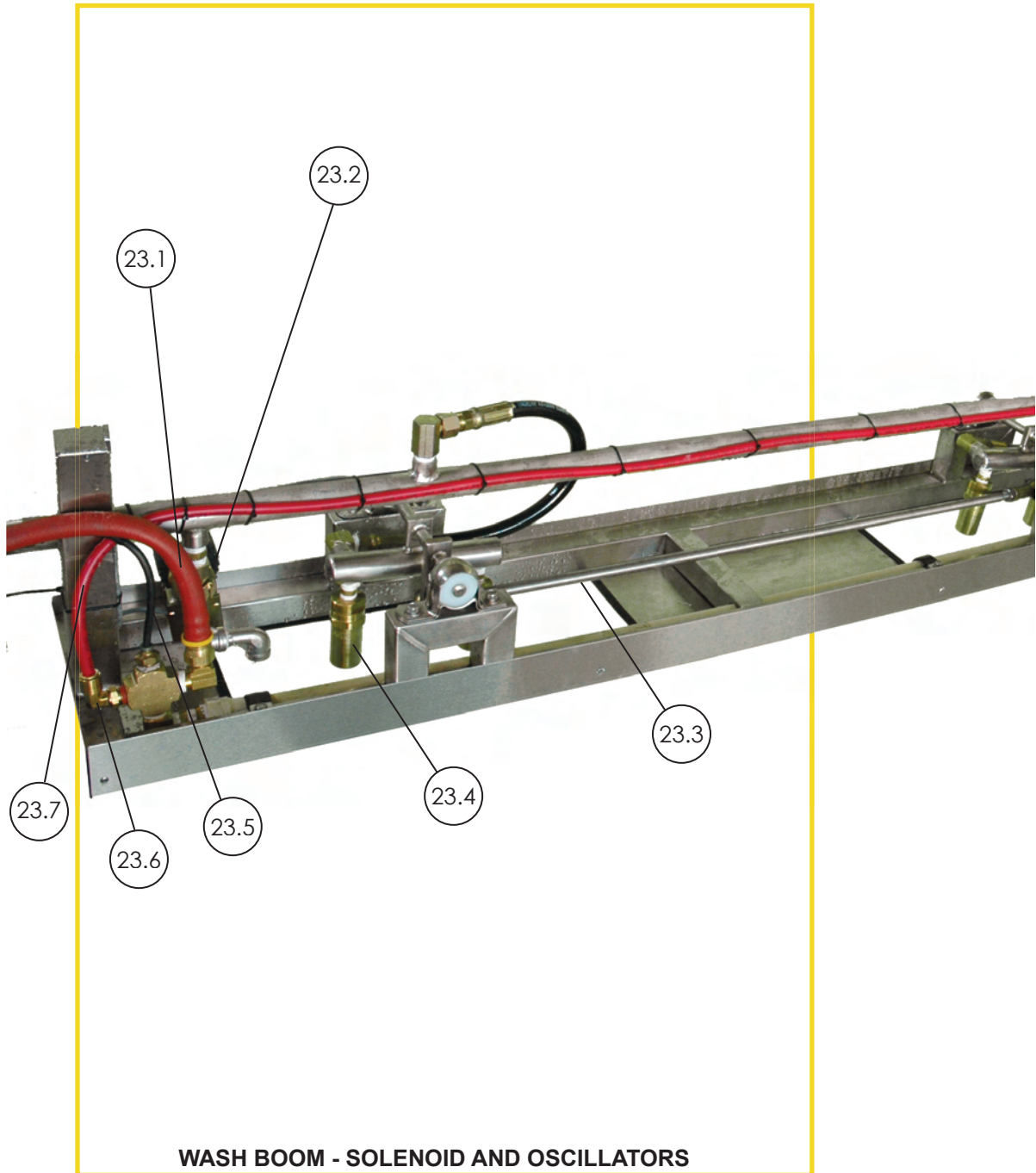




**WASH BOOM OSCILLATING ASSEMBLY**


## WASH BOOM OSCILLATING ASSEMBLY

ID#	PART#	DESCRIPTION
22.1	WB001	Low Pressure Hot Wax PVC
22.2	22-00006	Synflex 3/8" X 19" Hose
22.3	06647	Pillow Block Bearing - Nylon
22.4	6500-OJC-BP	Oscillator Spray Bar – Boom
22.5	06551 06553	Zero Degree Nozzle (body) Zero Degree Nozzle (insert)
22.6	22-2107-6-6	3/8" M X 3/8" F SW 90 Deg.
22.7	22-E-43-R-0500	3/8" Red Poly Tubing



## WASH BOOM – SOLENOID AND OSCILLATORS

<b>ID#</b>	<b>PART#</b>	<b>DESCRIPTION</b>
23.1	22-801-8-RED	1/2" Red Hose
23.2	31020	Dema Valve 453P
23.3	06502-OR-29	Linkage 7/16" 29.50" NFX
23.4	06651 06653	Zero Degree Nozzle (body) Zero Degree Nozzle (insert)
23.5	22-EB-43-0500	Black Poly Tubing 1/4"
23.6	22-2107-6-6	Pipe Swivel-90 3/8"M X 3/8"F
23.7	22-E-64-R-0500	Red Poly Tubing 3/8"



**GANTRY - OSCILLATING BLOWER SYSTEM**




## GANTRY – OSCILLATING BLOWER SYSTEM

<b>ID#</b>	<b>PART#</b>	<b>DESCRIPTION</b>
24.1	06614	Air Scoop
24.2	06561 06562	Tip Assembly - Presoak - Top Boom
24.3	06589	Spot Free Tip - Spiral Cone
24.4	06650-6	Prox Cable
24.5	06626	Prox
24.6	18240	Blower Oscillating Belt
24.7	55239-L	Blower Oscillating Motor



### GANTRY PANEL DOOR (BOTH SIDES)


<b>ID#</b>	<b>PART#</b>	<b>DESCRIPTION</b>
25.1	06670	Access Door – Top (A118)
25.2	06669	Access Door – Bottom (A117)



## HEIGHT ADJUSTMENT / CONTOURING EYES – DRIVER'S SIDE

<b>ID#</b>	<b>PART#</b>	<b>DESCRIPTION</b>
26.1	06693-D	Eye Frequency Termination Box
26.2	06742-1	Transmitter Eye - Measurement
26.3	06742-1	Transmitter Eye - Contouring







## HEIGHT ADJUSTMENT / CONTOURING EYES – PASSENGER'S SIDE

<b>ID#</b>	<b>PART#</b>	<b>DESCRIPTION</b>
27.1	06715	Eye Cable, 4 meter
27.2	06741-1	Receiver Eye
27.3	06741-1	Receiver Eye






For more information on the Water Wizard 2.0 and other car wash equipment and parts manufactured by Coleman Hanna Carwash Systems, LLC., please contact us at:

1.800.999.9878  
5842 W. 34th Street  
Houston, Texas 77092  
[www.colemanhanna.com](http://www.colemanhanna.com)

Parts Department Direct Line:  
1.866.927.4229  
Fax: 713.590.6652



WATER WIZARD 2.0 parts manual



1.800.999.9878  
5842 w. 34th street  
houston, tx 77092

parts department  
1.866.927.4229  
713.590.6652.fax

www.colemanhanna.com