

2019

PARTS MANUAL

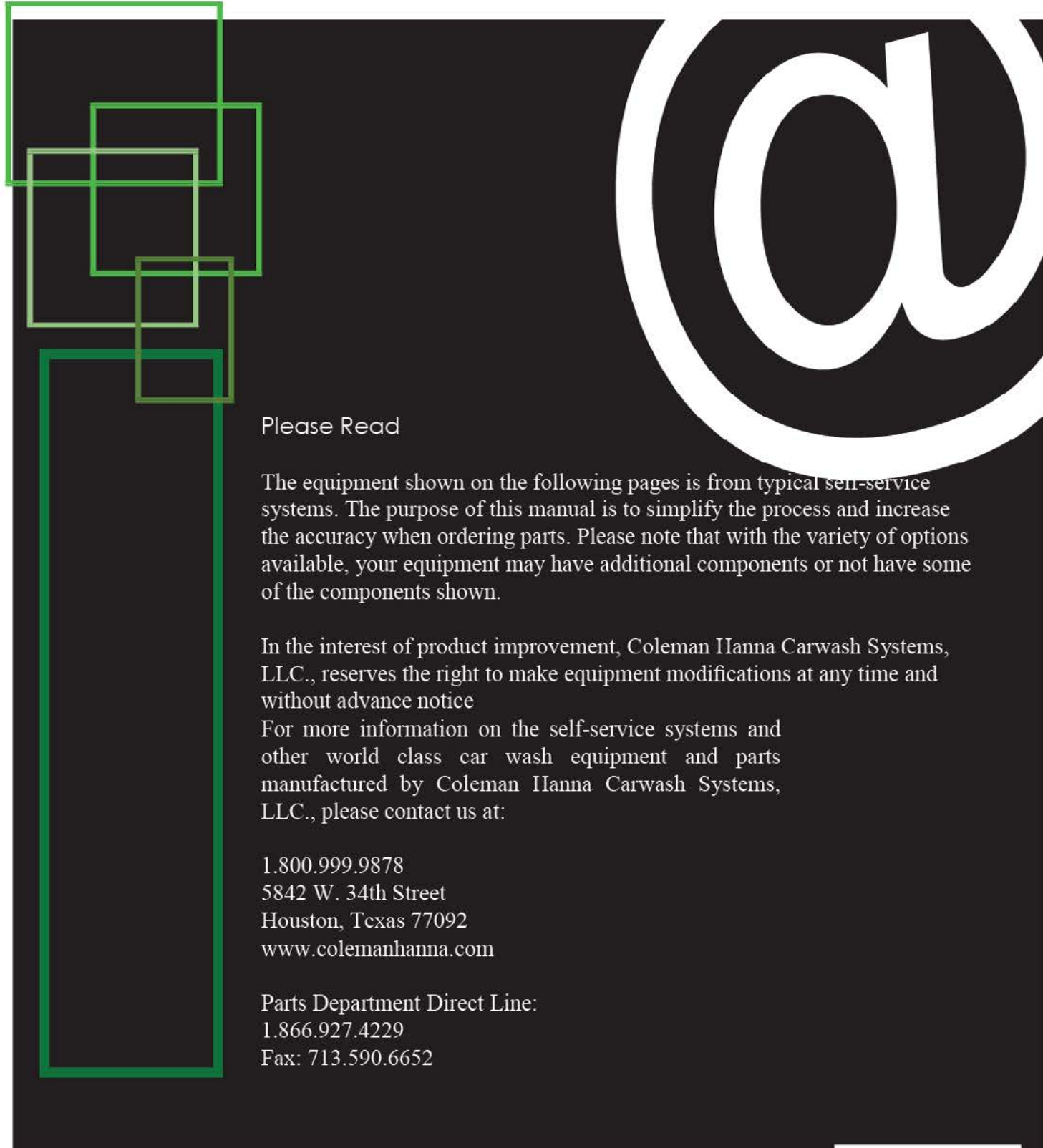
THIS Coleman Hanna Carwash Systems, LLC.,
EQUIPMENT PARTS MANUAL INCLUDES PICTURES
AND PART NUMBERS FOR THE FOLLOWING EQUIPMENT:

SUPER SAVER
CH VACUUMS
SWIPE-N-CLEAN 2.0

PARTS DEPARTMENT: 1.866.927.4229 713.590.6652 FAX

www.colemanhanna.com

(Revised April 2019)



Please Read

The equipment shown on the following pages is from typical self-service systems. The purpose of this manual is to simplify the process and increase the accuracy when ordering parts. Please note that with the variety of options available, your equipment may have additional components or not have some of the components shown.

In the interest of product improvement, Coleman Hanna Carwash Systems, LLC., reserves the right to make equipment modifications at any time and without advance notice

For more information on the self-service systems and other world class car wash equipment and parts manufactured by Coleman Hanna Carwash Systems, LLC., please contact us at:

1.800.999.9878
5842 W. 34th Street
Houston, Texas 77092
www.colemanhanna.com

Parts Department Direct Line:
1.866.927.4229
Fax: 713.590.6652

2019 JCC MULTI-SYSTEM PARTS MANUAL

TABLE OF CONTENTS

	Page
SUPER SAVER	05
5-Bay Super Saver Pump Stand	06
Control Panel	08
High Pressure Pumping System – Left View	10
High Pressure Pumping System – Right View	12
Cold Water Manifold	14
On-Board RO System	16
Pump Stand – Rear View	18
Wax and Soap Manifold	20
Low Pressure Pumps and Delivery System	22
Low Pressure Manifold – Foam Brush	24
VACUUMS	27
93000 Vacuum	28
93000 Vacuum Controls	30
93000 Vac Door Panel	32
Vac Motors and Lighting – Optional 3 Motor System	34
93050 Shampoo/Vac	36
93050 Shampoo/Vac Door	38
Shampoo Brush	40
Shampoo/Vac Control Panel	42
Shampoo/Vac Product Pump	44
Shampoo/Vac Door	46
Vac Motors and Lighting – Optional 3 Motor System	48
Vac Coin Box	50
93040 Fragrance/Vac	52
Fragrance/Vac Door Front	54
Fragrance/Vac Control Panel	56
Fragrance/Vac Door Rear View	58
Fragrance/Vac Door Rear View With PBC	60
Vac Motors and Lighting – Optional 3 Motor System	62
Blast-N-Vac	64-71
SWIPE-N-CLEAN 2.0	72
Swipe-N-Clean 2.0 Front	73
Swipe-N-Clean 2.0 Inside Rear View	75
Swipe-N-Clean 2.0 Inside Lower	77

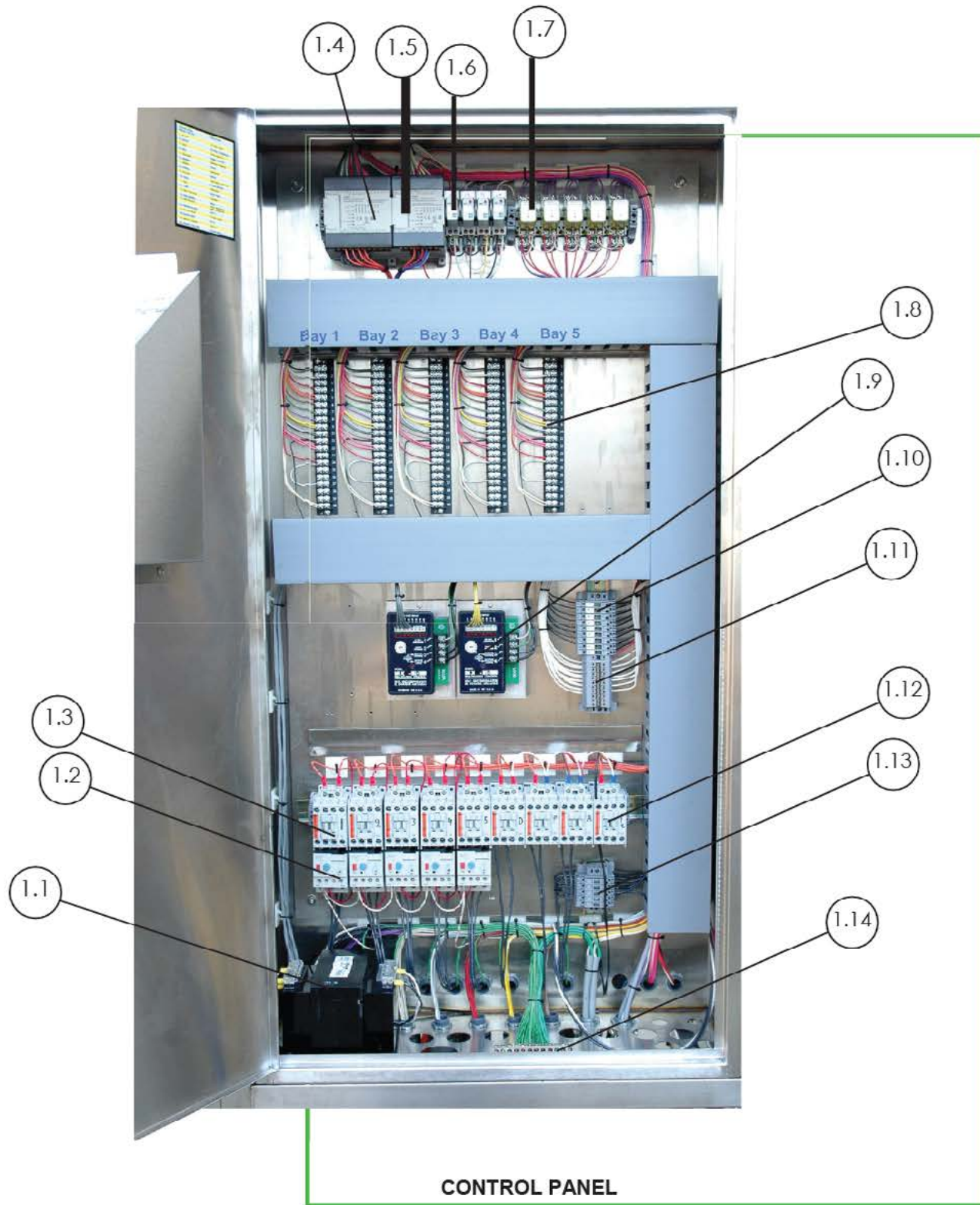
super saver



6-BAY SUPER SAVER PUMP STAND




5-BAY SUPER SAVER PUMP STAND




SUPER SAVER CONTROL PANEL

ID#	PARTS#	DESCRIPTION
1.1	40190-5	TRANSFORMER, 500VA 120/240-24V
1.2	60062-1 60061-1	OVERLOAD, 3.2-16amp MANUAL RESET, CA7-9/CA7-43 OVERLOAD, 5.4-27A MANUAL RESET, CA7-9.23
1.3	60056	CONTACTOR, 16AMP 4POLE SS, CA7-16-10-24Z
1.4	33608	CPM1A-20CDR-A, (Tri-foam computer or R.O. computer)
1.5	33606	CPM1A-10CDR, (Tri-foam computer only)
1.6	40112-13 40112-16	RELAY, SPDT XXXX, 3TX71105JC13 SOCKET, RELAY SP, 3TX71441E7
1.7	40112-5 40112-8	RELAY, DPDT 24V AC, RH2BUAC24 SOCKET, RELAY DP, SH2B-05
1.8	40010-3	TERMINAL STRIP, 20 PT, 387700-320
1.9	60034-2	MULTI PLEX CONTROLLER MX-10
1.10	40340-2 40340-3	BLOCK, TERMINAL FUSEHLD 24V, 115663.23 PLATE, END FOR TERMINAL BLOCK, 116951-15
1.11	40112-19 40112-20 40112-29	TERMINAL BLOCK TERMINAL BLOCK END PLATE 10 POLE SCREW TYPE JUMPER
1.12	60056	CONTACTOR, 16AMP 4POLE SS, CA7-16-10-24Z
1.13	40340-1 40340-3	BLOCK, TERMINAL FUSEHLD 120V, 115661.21 PLATE, END FOR TERMINAL BLOCK, 116951-15
1.14	40116	GROUND BAR, 10PT



SUPER SAVER HIGH PRESSURE SYSTEM – LEFT VIEW

ID#	PART#	DESCRIPTION
2.1	31020	DEMA VALVE-453P 24V 3/8"
2.2	58024	REGULATOR-555-B BRASS BPR
2.3	31061	DEMA COIL ASSY 24/50-60
2.4	55255 55262	MOTOR 3HP 3PH 60HZ TEFC, M3611T-PUMPING EQPT MOTOR 5HP, 3PH/60HZ/460V TEFC, M3615T-5 PUMPING EQPT
2.5	58000	REGULATOR, BACK-PRESSURE BR5-2 (U.S. PARAPLATE)
2.6	52001	HOSE-_ WIREBRAID X18" BYPASS
2.7	47020	GAUGE-PRESSURE 0-2000PSI L/MNT
2.8	22-2202P-4-4	PIPE ELBOW-90 BRASS 1/4"
2.9	86290	VALVE, BALL, 1/4 TURN, BRASS, 1970090
2.10	32-5CP2120	CAT PUMP 5CP2120
2.11	34000	CHECK VALVE, BRASS SUPER-1/4", CHV1825




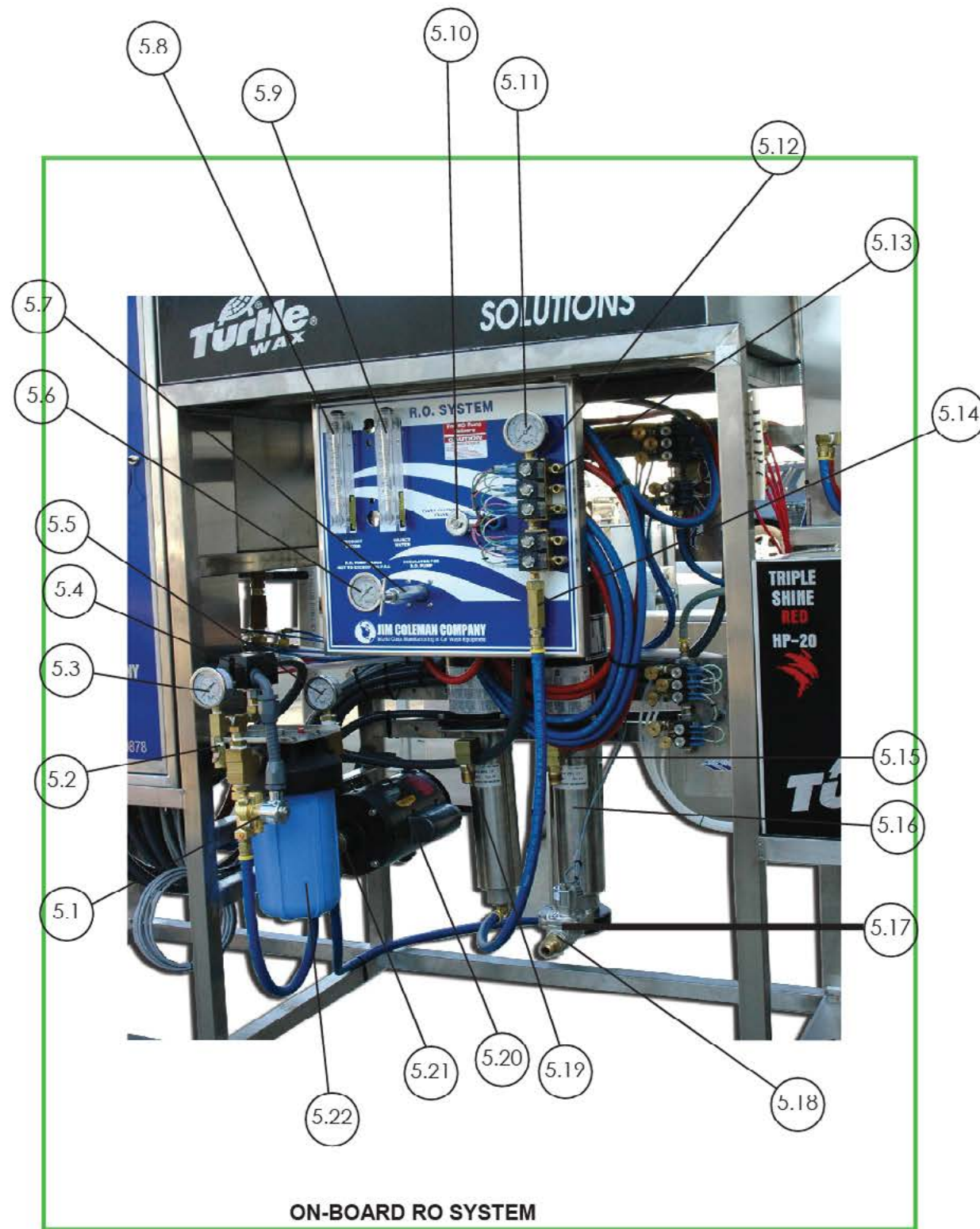
SUPER SAVER HIGH PRESSURE SYSTEM – RIGHT VIEW

ID#	PART#	DESCRIPTION
3.1	32-30613	MOUNTING RAILS FOR CAT PUMP
3.2	32-5CP2120	CAT PUMP 5CP2120
3.3	22-2107-6-6	PIPE SWIVEL-90 3/8M X 3/8F, HA60UA06-06
3.4	58000	REGULATOR, BACK-PRESSURE BR5-2, BR5-2
	55262	MOTOR 5HP, 3PH/60HZ/460V TEFC, M3615T-5 PUMPING EQPT
3.5	58000	REGULATOR, BACK-PRESSURE BR5-2 (U.S. PARAPLATE)
3.6	52001	HOSE-_ WIREBRAID X18" BYPASS
3.7	47020	GAUGE-PRESSURE 0-2000PSI L/MNT
3.8	55255	MOTOR 3HP 3PH 60HZ TEFC, M3611T-PUMPING EQPT
	55262	MOTOR 5HP, 3PH/60HZ/460V TEFC, M3615T-5 PUMPING EQPT
3.9	86290	VALVE, BALL, 1/4 TURN, BRASS, 1970090
3.10	32-30961	POP OFF VALVE
3.11	BG-001	BELT GUARD
3.12	34000	CHECK VALVE,BRASS SUPER-1/4", CHV1825
3.13	22-149F-4-4	ELBOW-MALE 1/4T X 1/4P

SUPER SAVER COLD WATER MANIFOLD

ID#	PART#	DESCRIPTION
4.1	22-E-43-0500	TUBING-POLY 1/4 NATURAL, 44PENA
4.2	22-149F-4-4	ELBOW-MALE 1/4T X 1/4P
4.3	22-801-8-BLU	HOSE-PUSH LOCK 1/2" BLUE, B7S08BL, 52018-1
4.4	47000	GAUGE-PRESSURE 0-100 PSI L/MNT, 16804
4.5	64027	24VAC COIL, S21/S31/S33, 60HZ
4.6	58027	REGULATOR-WATTS 3/4" U5B LP, 0057125 (WATTS)
4.7	64070	SOLENOID-1/2NPT N.C. 24V 1-250, S211AF01K4DG1-1/2,BRS/SS (GC)






ON-BOARD RO SYSTEM

SUPER SAVER ON-BOARD R.O. SYSTEM

ID#	PART#	DESCRIPTION
5.1	64070	SOLENOID-1/2NPT N.C. 24V 1-250, S211AF01K4DG1-1/2, BRS/SS
5.2	86290	VALVE, BALL, 1/4 TURN, BRASS, 1970090
5.3	47000	GAUGE-PRESSURE 0-100 PSI L/MNT, 16804
5.4	72004	PRESSURE SWITCH-FURNAS-REV ACT, 69WR5
5.5	47000	GAUGE-PRESSURE 0-100 PSI L/MNT, 16804
5.6	47011	GAUGE-PRESSURE 0-300 STEM MT
5.7	58020	VALVE-RELIEF-1/2"DIAP NYLON-RO, 8460-1/2 (SPRAYING SYSTEMS)
5.8	47040 47030	FLOW METER 1 GPM, 75202105C-02 (KING INSTR) FLOW METER 2 GPM, 75202105C-06 (KING INSTR)
5.9	47044	FLOW METER 5 GPM, 75202105C-08 (KING INSTR)
5.10	64070	SOLENOID-1/2NPT N.C. 24V 1-250, S211AF01K4DG1-1/2,BRS/SS (GC
5.11	47010	GAUGE-PRESSURE 0-300 PANEL MT, 16907
5.12	64021 64021-42	43211N206-21 3STAGE 1/4 MEDBRS 42211N206-21 2STAGE 1/4 MEDBRS
5.13	22-169P-6-4	3/8 POLY TITE X 1/4 MALE 90
5.14	34000	CHECK VALVE,BRASS SUPER-1/4"
5.15	22-2202P-12-12	PIPE STREET ELBOW-90 3/4"
5.16	57170-1	PUMP-STA-RITE BOOSTER 1HP/1PH
5.17	64035	SOLENOID VALVE- 1", 24V, NC,SS
5.18	22-48F-12-12	CONNECTOR-MALE 3/4T X 3/4P
5.19	22-2202P-12-12	PIPE STREET ELBOW-90 3/4"
5.20	55280	MOTOR-3/4HP 1PH 60HZ W/BASE
5.21	57006	PUMP, 240GPH 1/2hp BRASS
5.22	66014 66040-16	FILTER ASSY 1" BIGBLUE-HOUSING FILTER-5MICRON 4"PAPER-BIGBLUE

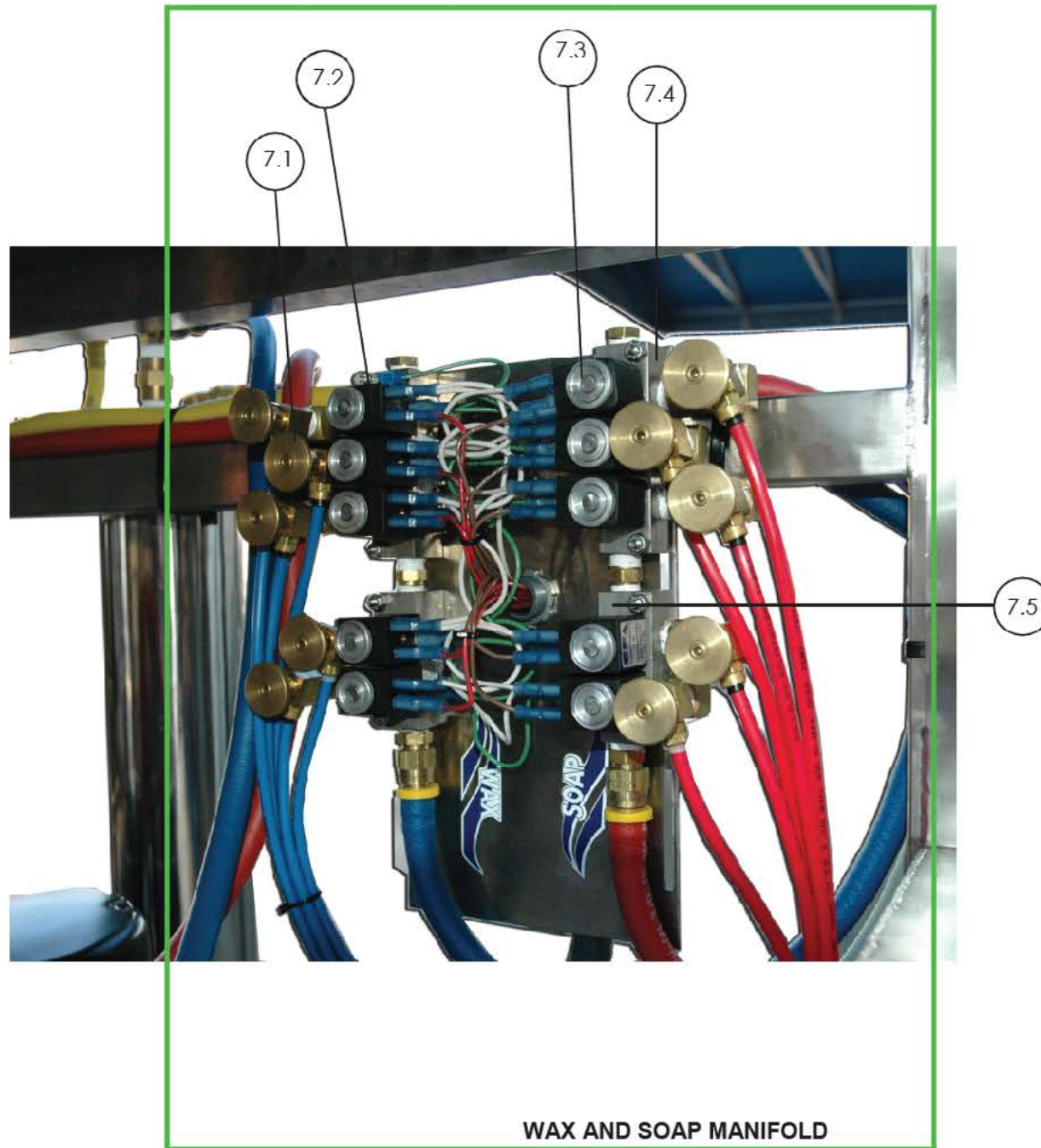



PUMP STAND – REAR VIEW

ID#	PART#	DESCRIPTION
6.1	62132	RO ASS'Y, 4", COLD/TAP WATER
6.2	72050	SWITCH-LEVEL (SIDE MOUNT)
6.3	64070	SOLENOID-1/2NPT N.C. 24V 1-250
6.4	64027	24VAC COIL, S21/S31/S33, 60HZ
6.5	22-801-12	PUSH LOCK HOSE-3/4" BLUE
6.6	22-V500-12	BALL VALVE-3/4
6.7	34040	CHECK VALVE 3/4"

WAX AND SOAP MANIFOLD


ID#	PARTS#	DESCRIPTION
7.1	05673	Flow Control Valve
7.2	64053	COILS, SOLENOID 24, LO-PRESS
7.3	64028	SOLENOID NUT 63591A ITT
7.4	64025-93	93211N205-41 3STAGE 1/4 LOW SS
7.5	64025 64084	92211N205-41 2STAGE 1/4 LOW SS REPAIR KIT-LOW





LOW PRESSURE PUMPS AND DELIVERY SYSTEM

ID#	PART#	DESCRIPTION
8.1	58055	REGULATOR, WATTS 1/4"
8.2	64025-93	93211N205-41 3STAGE 1/4 LOW SS
8.3	47000	GAUGE-PRESSURE 0-100 PSI L/MNT
8.4	47000	GAUGE-PRESSURE 0-100 PSI L/MNT
8.5	22-149-F-4-4	ELBOW-MALE 1/4T X 1/4P
8.6	34000	CHECK VALVE, BRASS SUPER-1/4"
8.7	58055	REGULATOR, WATTS 1/4"
8.8	58055	REGULATOR, WATTS 1/4"
8.9	22-149-F-4-4	ELBOW-MALE 1/4T X 1/4P
8.10	22-E-43-0500	TUBING-POLY 1/4 NATURAL
8.11	55013	MOTOR, 1/3 HP, 1PH, GE
8.12	57002	PUMP, 100GPH, 1/3hp, BRASS
8.13	55013	MOTOR, 1/3 HP, 1PH, GE
8.14	57002	PUMP, 100GPH, 1/3hp, BRASS
8.15	55013	MOTOR, 1/3 HP, 1PH, GE
8.16	57002	PUMP, 100GPH, 1/3hp, BRASS



LOW PRESSURE MANIFOLD – FOAM BRUSH

ID#	PART#	DESCRIPTION
9.1	22-801-6	HOSE-PUSH LOCK 3/8" BLACK
9.2	58055	REGULATOR, WATTS 1/4"
9.3	49140	8-32 NYLON LOCK NUT 18-8S
9.4	49140	8-32 NYLON LOCK NUT 18-8S
9.5	64025-93	3 STAGE SOLENOID SS
9.6	47000	GAUGE-PRESSURE 0-100 PSI L/MNT
9.7	47000	GAUGE-PRESSURE 0-100 PSI L/MNT
9.8	22-W169PL-6-4	TUBE-3/8 X 1/4P 90 CONNECT SWV
9.9	64025	2 STAGE SOLENOID SS

vacuums






93000 VACUUM


93000 VACUUM

ID#	PART#	DESCRIPTION
1.1	37410	DECAL-SUPER VAC 3 BODY (BLUE)
1.2	24384	LOCK, CAM 1 POS W/1KEY,NUT,WSHR
1.2	24385	LOCK, CAM 2 POS W/1KEY,NUT,WSHR
1.3	93111-1	VAC DOME-OVAL- BLUE
1.4	38124	DECAL-HANG HOSE HERE 4X9, BLUE
1.5	37420	DECAL-SUPER VAC 3 METER VAULT
1.6	24041	DOOR ONLY, \$400
1.7	38122	DECAL-NO LOUD MUSIC 4"X6"-BLUE
1.8	93195	ELECTRICAL SHROUD-SV3



93000 VACUUM CONTROLS

ID#	PART#	DESCRIPTION
2.1	24093	HEAT STRIP-S.VAC3 120/240V-25W
2.2	68120	THERMOSTAT-FRAG/SHAM SMALL
2.3	40023	SP 25A BREAKER UL489
2.4	40340-2 40340-3	BLOCK, TERMINAL FUSEHLDR 24V PLATE, END FOR TERMINAL BLOCK
2.5	60010	RELAY-24V MERCURY
2.6	82062	TRANSFORMER, 120P/24S/40VA
2.7	93166	HINGE-1.5" OPEN 14.5" LONG REV




93000 VAC DOOR PANEL

93000 VAC DOOR PANEL

ID#	PART#	DESCRIPTION
3.1	93162-H	METER DOOR W/HINGE-VAC SS
3.2	24343	CAM ACE ZNC 7-115
3.3	82017-N	TIMER-1034 NON S-N-C, V 2.54
3.4	26243	SENSORTRON ACCEPTOR-2"FP

VAC MOTORS AND LIGHTING – OPTIONAL 3 MOTOR SYSTEM

ID#	PART#	DESCRIPTION
2.1	55116	MOTOR-VAC 110 VOLT - G & S
2.2	42009	LAMP, FLOURESCENT 24"
2.3	42000	FLUORESCENT FIXTURE 24"
2.4	55116	MOTOR-VAC 110 VOLT - G & S



VAC MOTORS AND LIGHTING - OPTIONAL 3 MOTOR SYSTEM



93050 SHAMPOO/VAC

ID#	PART#	DESCRIPTION
1.1	72026	PUSHBUTTON, YELLOW
1.2	24074	MEDICO CAM LOCK, DBBL KEY PULL
1.3	37344	DECAL-BLUE SCRUB-N-VAC W/2 PRC
1.4	38124	DECAL-HANG HOSE HERE 4X9, BLUE
1.5	93111-1	VAC DOME-OVAL- BLUE
1.6	92202	VACUUM HOSE-2" X 15' BLACK
1.7	28040	SHAMPOOER BRUSH & HOSE ASSY NS
1.8	92214	VACUUM SWIVEL CUFF-BLCK 2"X 2"
1.9	42090	INDICATOR LIGHT 28VLT (GREEN)
1.10	42092	INDICATOR LAMP 28VLT (RED)
1.11	92229	UPHOLSTERY TOOL 2" BLACK
1.12	16098	MARS BILL ACCEPTOR (\$1,\$2,\$5)
1.13	93195	ELECTRICAL SHROUD-SV3




93050 SHAMPOO/VAC DOOR


ID#	PART#	DESCRIPTION
2.1	24074	MEDICO CAM LOCK, DBBL KEY PULL
2.2	37344	DECAL-BLUE SCRUB-N-VAC W/2 PRC
2.3	42090	INDICATOR LIGHT 28VLT (GREEN)
2.4	42092	INDICATOR LAMP 28VLT (RED)
2.5	16098	MARS BILL ACCEPTOR (\$1,\$2,\$5)
2.6	72026	PUSHBUTTON, YELLOW
2.7	72026	PUSHBUTTON, YELLOW

SHAMPOO BRUSH

ID#	PART#	DESCRIPTION
3.1	72026-1	PUSHBUTTON, YEL. PUSH FOR FOAM
3.2	28050	SHAMPOOER BRUSH HOUSING SS
3.3	28042	SHAMPOOER BRUSH ONLY-NYLON
3.4	28045	SHAMPOOER BRUSH GASKET-BLACK
3.5	28064	SHAMPOOER BRUSH HANDLE




SHAMPOO BRUSH




SHAMPOO /VAC CONTROL PANEL

ID#	PART#	DESCRIPTION
4.1	34018	CHECK VALVE-BRS 1/4FX1/4F-SHMP HEAT
4.2	24095	STRIP 100W-120V 4" X 5"
4.3	40112-13	SPDT, PLUG IN RELAY 24VAC
4.4	40112-28	RELAY-24V MERCURY
4.5	28088	ALLEN WRENCH 3/8
4.6	40024	SP 32A BREAKER UL489 TRANSFORMER,
4.7	82062	120P/24S/40VA AIR COMP FRAG/SHAMP
4.8	12200	GAST 115V
4.9	40340-2 40340-3	BLOCK, TERMINAL FUSEHLDR 24V PLATE, END FOR TERMINAL BLOCK
4.10	86254	VALVE-METERING 1/4"W/RED KNOB
4.11	64071	3BD7 SOL VALVE 0-150 1/4" SS
4.12	64072	SOLENOID-3 WAY 1/4" 24V 0-75
4.13	52123	CLIPPARD FITTING
4.14	66020	FILTER-1/4" CLEAR FILTER BOWL
4.15	72050	SWITCH-LEVEL (SIDE MOUNT)
4.16	28036	SHAMPOOER HEATER THERMOSTAT
4.17	22-W68PL-3-2	TUBE-3/16X 1/8P MALE CONNECTOR
4.18	40112-28	RELAY BASE



SHAMPOO /VAC PRODUCT PUMP

ID#	PART#	DESCRIPTION
5.1	86285	VALVE-TURN-GRAY 1/4" X 1/4"PVC
5.2	22-W68PL-3-4	TUBE-3/16X 1/4P MALE CONNECTOR
5.3	52103	TUBING, 3/16", NYLON, NATURAL
5.4	57108	CARPET SHAMPOO PUMP VOLUTE
5.5	34018	CHECK VALVE-BRS 1/4FX1/4F-SHMP
5.6	28036	SHAMPOOER HEATER THERMOSTAT
5.7	72050	SWITCH-LEVEL (SIDE MOUNT)
5.8	57106	PUMP, SHAMPOOER, LITTLE GIANT
5.9	26025	LEAD COIN CHUTE




SHAMPOO /VAC DOOR

ID#	PART#	DESCRIPTION
1.1	16096	300 MAGAZINE
1.2	16098	MARS BILL ACCEPTOR (\$1,\$2,\$5)
1.3	82017-N	TIMER-1034 NON S-N-C, V 2.54
1.4	24345	CAM ACE ANG ZNC 7-660
1.5	72026	PUSHBUTTON, YELLOW
1.6	72026	PUSHBUTTON, YELLOW
1.7	26243	SENSORTRON ACCEPTOR-2"FP

VAC MOTORS AND LIGHTING – OPTIONAL 3 MOTOR SYSTEM

ID#	PART#	DESCRIPTION
2.1	55116	MOTOR-VAC 110 VOLT - G & S
2.2	42009	LAMP, FLOURESCENT 24"
2.3	42000	FLUORESCENT FIXTURE 24"
2.4	55116	MOTOR-VAC 110 VOLT - G & S



VAC COIN BOX

ID#	PART#	DESCRIPTION
3.1	72026	PUSHBUTTON, YELLOW
3.2	16098	MARS BILL ACCEPTOR (\$1,\$2,\$5)
3.3	24040-1	VAULT DRAWER, \$400
3.4	24458	ABUS PADLOCK KA#326633 (H.S.)
3.5	24041	VAULT DOOR ONLY, \$400



93040 FRAGRANCE/VAC

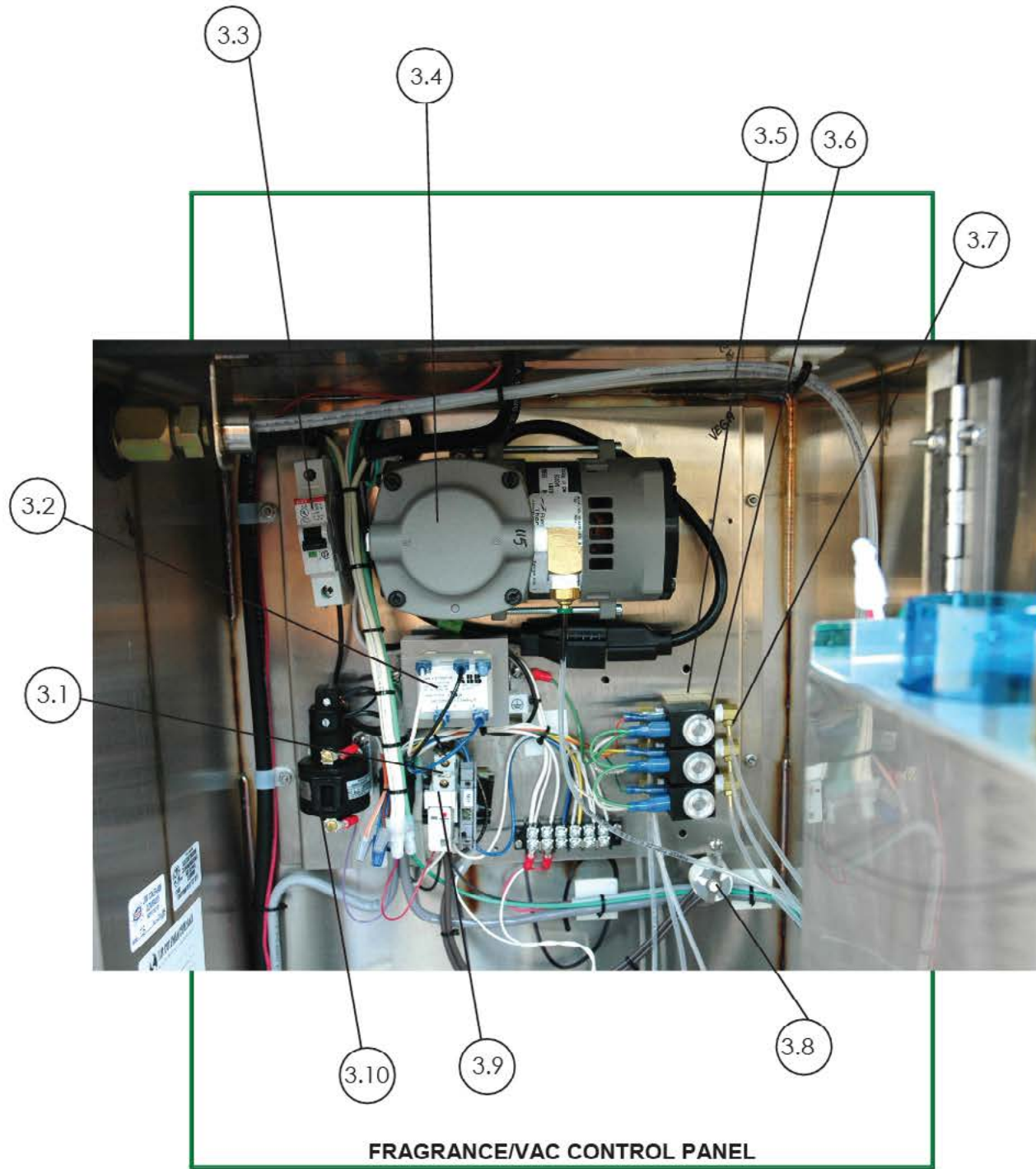


ID#	PART#	DESCRIPTION
1.1	37360	DECAL-TEAL VACUUM BODY-SIDE
1.2	93111-3	VAC DOME-OVAL YELLOW
1.3	38124	DECAL-HANG HOSE HERE 4X9, BLUE
1.4	92202	VACUUM HOSE-2" X 15' BLACK
1.5	46046	GUN, FRAG MACH (GUN ONLY) S.S.
1.6	52165	HOSE GUARD-3/8" BLACK
1.7	92214	VACUUM SWIVEL CUFF-BLCK 2"X 2"
1.8	92229	UPHOLSTERY TOOL 2" BLACK
1.9	93195	ELECTRICAL SHROUD-SV3
1.10	24041	VAULT DOOR ONLY, \$400



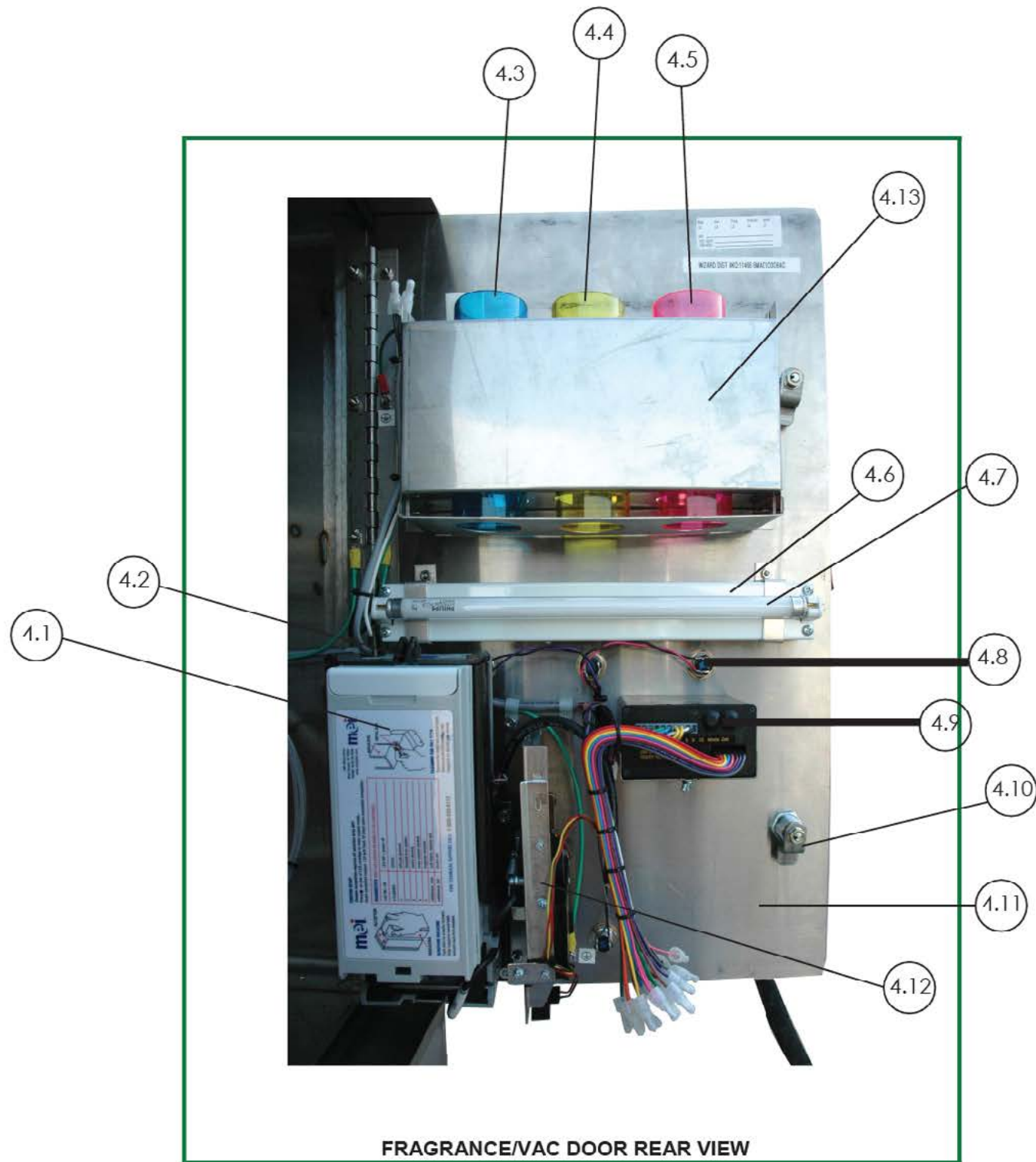
FRAGRANCE/VAC DOOR FRONT

ID#	PART#	DESCRIPTION
2.1	72005	KEY PAD-12 POS STORM KEY PAD
2.2	24074	MEDICO CAM LOCK, DBBL KEY PULL
2.3	37343	DECAL-BLUE FRESH-N-VAC W/2 PRC (regular or keypad)
2.4	72026	PUSHBUTTON, YELLOW
2.5	46046	GUN, FRAG MACH (GUN ONLY) S.S.
2.6	16098	MARS BILL ACCEPTOR (\$1,\$2,\$5)
2.7	46042	FRAG GUN & HOSE ASSY NS
2.8	26022	COIN RETURN RECEPTACLE KIT




FRAGRANCE/VAC CONTROL PANEL

ID#	PART#	DESCRIPTION
3.1	40112-28	RELAY BASE
3.2	82062	TRANSFORMER, 120P/24S/40VA
3.3	40023	SP 25A BREAKER UL489
3.4	12200	AIR COMP FRAG/SHAMP MACH 110V
3.5	64016-3	63211N105-26 3 STAGE-FRAGRANCE
3.6	64052	COIL, FRAGRANCE 24V
3.7	52121	BARB FTNG, BR, 10-32x1/16 (10pk)
3.8	68120	THERMOSTAT-FRAG/SHAM SMALL
3.9	40112-13	SPDT, PLUG IN RELAY 24VAC
3.10	60010	RELAY-24V MERCURY



FRAGRANCE/VAC DOOR REAR VIEW

ID#	PART#	DESCRIPTION
4.1	16096	300 MAGAZINE
4.2	16095	HASP, KIT – LOCKING
4.3	46023-BL	TUBING 2"OD 1.75"IDx6" BLUE
4.4	46023-YEL	TUBING 2"OD 1.75"IDx6" YELLOW
4.5	46023-RD	TUBING 2"OD 1.75"IDx6" PINK
4.6	42010	FLUOR FIXTURE-AWNING/FRAG-12"
4.7	42012	LAMP, FRAGRANCE F8T5
4.8	72026	PUSHBUTTON, YELLOW
4.9	82017-N	TIMER-1034 NON S-N-C, V 2.54
4.10	24345	CAM ACE ANG ZNC 7-660
4.11	93143-H	DOOR CAM LOCK W/ HINGE
4.12	26243	SENSORTRON ACCEPTOR-2"FP
4.13	46064	VISUAL COLUMN HOLDER




FRAGRANCE/VAC DOOR REAR VIEW WITH PBC

ID#	PART#	DESCRIPTION
5.1	16096	300 MAGAZINE
5.2	16095	HASP, KIT – LOCKING
5.3	46023-BL	TUBING 2"OD 1.75"IDx6" BLUE
5.4	46023-YEL	TUBING 2"OD 1.75"IDx6" YELLOW
5.5	46023-RD	TUBING 2"OD 1.75"IDx6" PINK
5.6	46064	VISUAL COLUMN HOLDER
5.7	24345	CAM ACE ANG ZNC 7-660
5.8	42010	FLUOR FIXTURE-AWNING/FRAG-12"
5.9	42012	LAMP, FRAGRANCE F8T5
5.10	72026	PUSHBUTTON, YELLOW
5.11	82017	TIMER-1034 SWIPE-N-CLEAN, V7.3
5.12	82050	PBC BOARD VAC – 1036
5.13	26243	SENSORTRON ACCEPTOR-2"FP

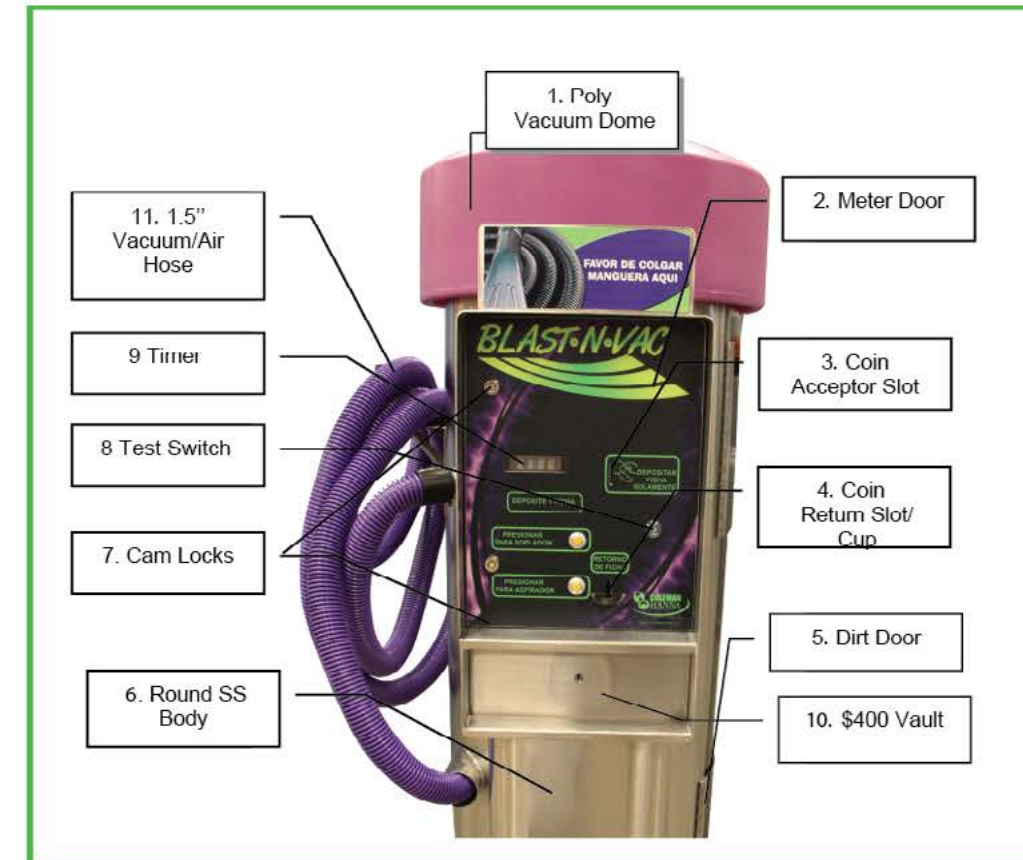
VAC MOTORS AND LIGHTING – OPTIONAL 3 MOTOR SYSTEM

ID#	PART#	DESCRIPTION
2.1	55116	MOTOR-VAC 110 VOLT - G & S
2.2	42009	LAMP, FLOURESCENT 24"
2.3	42000	FLUORESCENT FIXTURE 24"
2.4	55116	MOTOR-VAC 110 VOLT - G & S






94000-BL BLAST-N-VAC



94000 BL VACUUM

ID #	PART #	DESCRIPTION
1.1	92111	Poly Vacuum Dome (Round)
1.2	93162-H	Round Vac Meter Door
1.3		Coin Acceptor Slot
1.4	26022	Coin Return Slot/Cup
1.5	92116	Round Dirt Door (w/hinge)
1.6	92120	Gasket For Round Dirt Door
1.7	24384	Round SS Body
	24385	1 Position Cam Lock
	24450	2 Position Cam Lock
		Test Switch
1.8	82017	Timer 1034S (with Swipe-N-Clean)
1.9	82017-N	Timer 1034R (without Swipe-N-Clean)
1.10	2404 0	\$400 Dollar Vault Complete
1.11	H032813	1.5" Vacuum/Air Hose



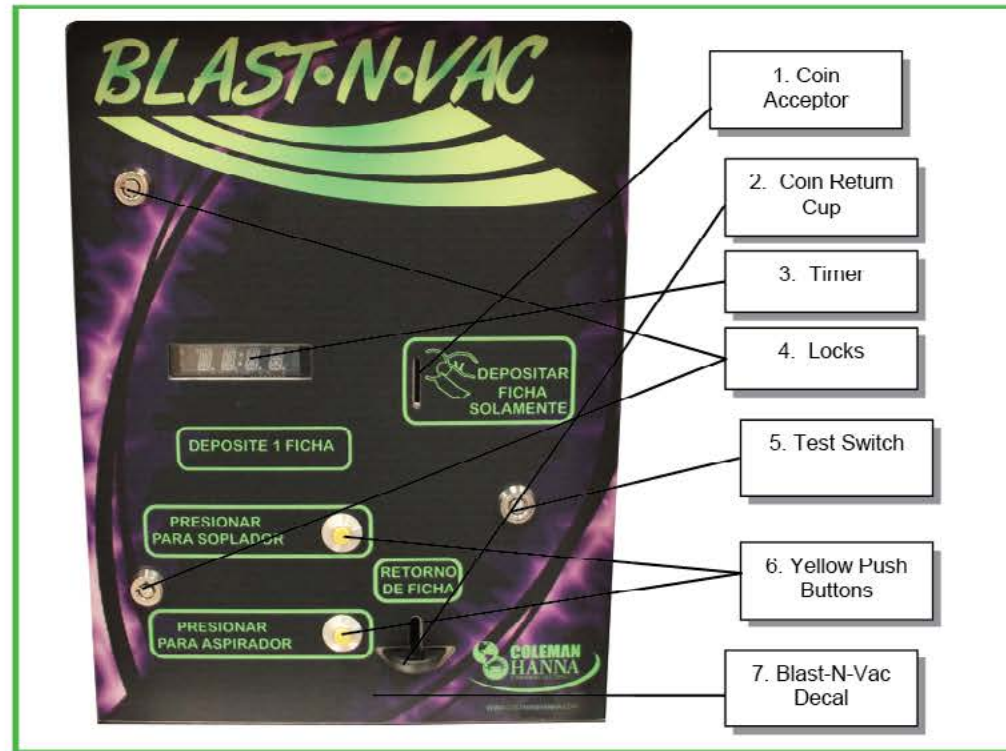
VAC MOTORS AND LIGHTING – MOTOR SYSTEM

ID #	PART #	DESCRIPTION
1	55117	"Z" Bracket
2	93225	Motor Bracket Screws
3	55116	Vacuum Motor, 110V
	55118	Vacuum Motor, 220V




VAC CONTROL PANEL – BLOWER MOTOR

ITEM	PART #	DESCRIPTION
1	Misc.	Blower Motor
2	92168	Motor Bracket and Bolts




94000 BL VACUUM DOOR


ITEM	PART #	DESCRIPTION
1		Coin Acceptor Slot
2		Coin Return Slot/Cup
3	82017	1034S (with Swipe-N-Clean)
	82017-N	1034R (without Swipe-N-Clean)
4	24384	1 Position Cam Lock
	24385	2 Position Cam Lock
5	24450	Test Switch
6	72026	Yellow Push Buttons
7		Blast-N-Vac Decal



ID#	PART #	DESCRIPTION
1	92142	Vinyl Dirt Bag
2	92202	2" Vacuum Hose
3	92230	Blaster Nozzle
4	Misc.	2" X 20" Air Hose
5	93245	Filter Bag




VACUUM HOSES AND FILTER BAGS



VACUUM DOOR

ID#	PART #	DESCRIPTION
1	82017-N 82017	Timer-1034R (w/o Swipe-N-Clean) Timer-1034S (w/ Swipe-N-Clean)
2	24384 24385	1 Position Cam Lock 2 Position Cam Lock
3	82026-9	Timer Horn
4	26243	Sensortron Coin Acceptor
5	24450	Test Switch



VACUUM CONTROL PANEL

ID#	PART #	DESCRIPTION
1	40023	Circuit Breaker, 25amp Circuit Breaker, 25amp Double Pole For International
2	40340-2 40032-3	Fuse Holder 3amp Fuse
3	60012	Mercury Relay 24volt
4	82062	Transformer, 120p/24s/40va
5	68120	Thermostat
6	24093	Heat Strip-S, Vac3 120/240v-25w


swipe-n-clean 2.0



SWIPE-N-CLEAN 2.0 FRONTDOOR

ID#	PART#	DESCRIPTION
1.1	75861	S-N-C DECALS SWIPER-2003
1.2	75856	SNC 2.0 TOUCH SCREEN XP ASSY.
1.3	75822	SPEAKER LOUVER






SWIPE-N-CLEAN 2.0 INSIDE REAR VIEW

ID#	PART#	DESCRIPTION
1.1	33015	POWER SUPPLY (UPS) 280VA TRIPPLITE
1.2	MC003-5	STAINLESS STEEL SHELF
1.3	33570	MODEM-SPORTSTER 56K,US ROBOTIC
1.4	075825-1 075825-2 075825-3	NEURON CARD READER & CABLE NEURON CARD READER ONLY CABLE ONLY/NEURON CARD READER
1.5	A135-3	STAINLESS STEEL MOUNTING BRACKET
1.6	75856	SNC 2.0 TOUCH SCREEN XP ASSY.
1.7	75864	SPEAKERS, 3-1/2", SNC
1.8	08646-00 08646-01 8646-02	PRINTER, 2-1/4" PAPER, 2-1/4" X 4" ROLL POWER SUPPLY, PRINTER
1.9	40038	COOLING FAN
1.10	75871	SNC POWER STRIP 6"
1.11	40112-19 40112-20 40340-2 40340-3 40112-25	TERMINAL BLOCK TERMINAL BLOCK END PLATE TERMINAL BLOCK FUSEHOLDER 24V TERMINAL BLOCK FUSEHOLDER 24V END PLATE TERMINAL BLOCK STOP
1.12	82062	120 VAC – 24 VAC TRANSFORMER
1.13	40030	COOLING FAN COVER

SWIPE-N-CLEAN 2.0 INSIDE LOWER



ID#	PART#	DESCRIPTION
1.1	33015	POWER SUPPLY (UPS) 280VA TRIPPLITE
1.2	82062	120 VAC – 24 VAC TRANSFORMER
1.3	40112-19 40112-20 40340-2 40340-3 40112-25	TERMINAL BLOCK TERMINAL BLOCK END PLATE TERMINAL BLOCK FUSEHOLDER 24V TERMINAL BLOCK FUSEHOLDER 24V END PLATE TERMINAL BLOCK STOP
1.4	82062	120 VAC – 24 VAC TRANSFORMER
1.5	40030 40038	COOLING FAN COVER COOLING FAN

NOTES


(Revised April 2019)



For more information on all world class car wash equipment and parts manufactured by Coleman Hanna Carwash Systems, LLC., please contact us at:

1.800.999.9878
5842 W. 34th Street
Houston, Texas 77092
www.colemanhanna.com

Parts Department Direct Line:
1.866.927.4229
Fax: 713.590.6652



AN OTHMANIAN COLSMAN COMPANY

PARTS MANUAL

THIS COLEMAN HANNA
MANUAL INCLUDES PICTURES
AND PART NUMBERS FOR
THE FOLLOWING EQUIPMENT:

- SUPER SAVER
- CH VACUUMS
- SWIPE-N-CLEAN 2.0

PARTS DEPARTMENT: 1.866.927.4229 713.590.6652 FAX www.colemanhanna.com