

WATER WIZARD[®]

Parts Manual

Parts Department Direct Line:

1-866-927-4229

Fax: 713-590-6652



JIM COLEMAN COMPANY
World Class Manufacturing in Car Wash Equipment

www.jcolemanco.com

WATER WIZARD® Parts Manual (Revised January 2004)

Table of Contents

	Page
Pump Stand	
Pump Stand	4
Pump StandLow and High Pressure Pumps	6
Pump StandEnd View - Pump Side	8
Pump StandRear View	10
Electrical Control PanelDoor	12
Electrical Control PanelComponents	14
Gantry	
GantryEntrance View	18
GantryExit View	20
GantryPassenger Side Safety Eye	22
GantryDriver Side Safety Eye	24
GantryControl Panel	26
GantryPassenger Side (W/O Cover)	28
GantryDriver Side W/ Cover	30
GantryPassenger Side Lower Portion	32
GantryPassenger Side - Drive Motor Assembly	34
GantryPassenger Side - Upper	36
GantryPassenger Side - High Pressure Manifold Box	38
GantryPassenger Side - Boom Belt, Shaft & Prox Assembly ..	40
GantryPassenger Side - Lower Prox	42
GantryDriver Side W/O Low Pressure Manifold Box Cover ..	44
GantryPassenger Side W/ Cover	46
GantryDriver Side - Lower Portion	48
GantryDriver Side - Upper	50
GantryDriver Side Low Pressure Manifold Box	52
GantryDriver Side - Boom Tilt Assembly	54
GantryDriver Side - Oscillating Assembly	56
GantrySpray Nozzles	58
GantryZero Degree Nozzle Rocker Panel Assembly	60
GantryPresoak Foamers	62
GantryBlower Control Box	64
Wash Boom (W/O Cover)	66
Wash BoomOscillating Assembly	68
Wash BoomSolenoid and Oscillators	70
GantryOscillating Blower W/ Smart Nozzle	72
GantryPanel Doors (Both Sides)	74
GantryHeight Adjustment Eye-Transmitter	76
GantryHeight Adjustment Eye-Receiver	78
GantryHeight Adjustment Eye-Transmitter	80



Pump Stand





Pump Stand

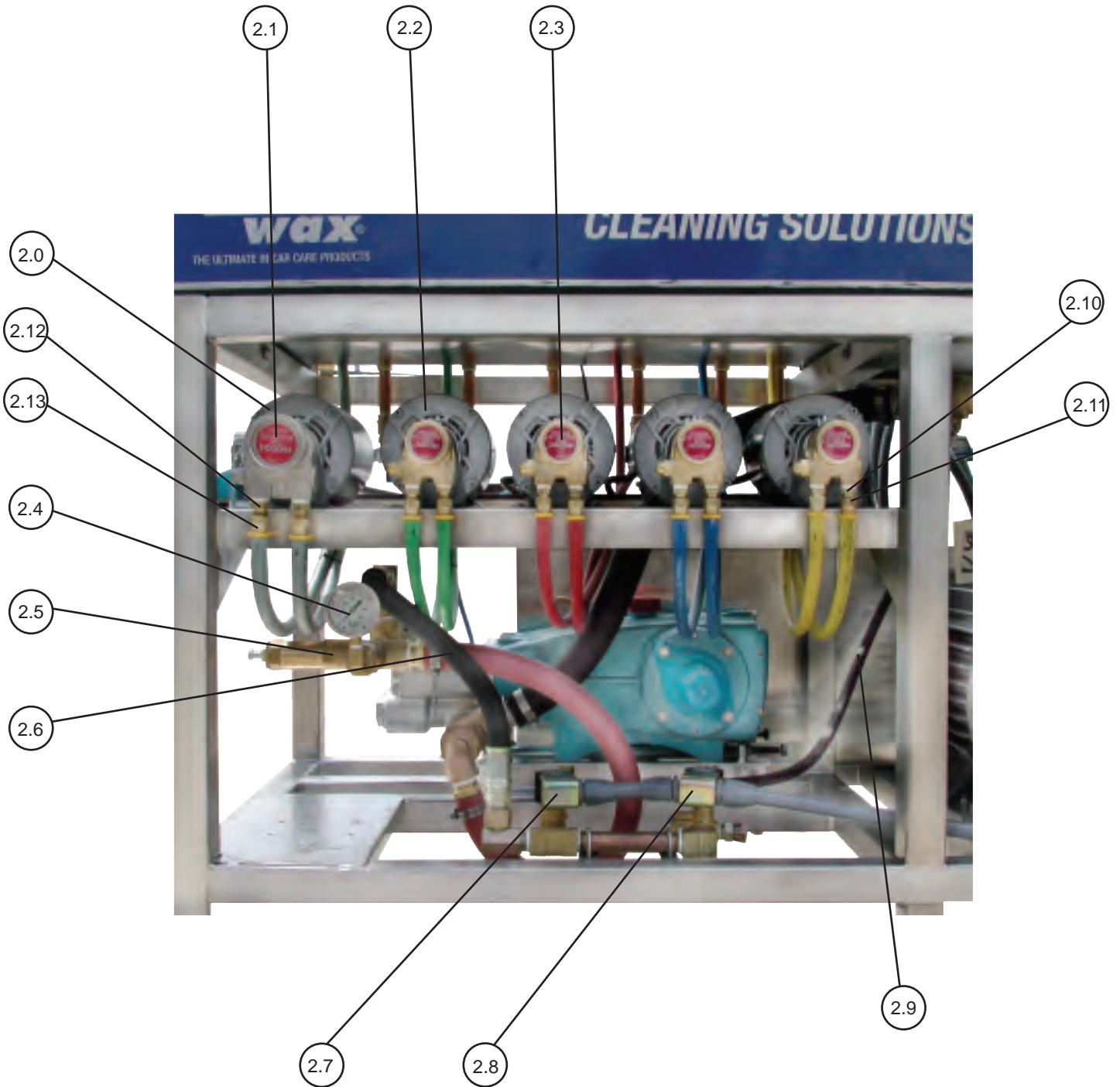
[Back To Index](#)



WATER WIZARD® Parts ManualPump Stand

<u>ID#</u>	<u>Part#</u>	<u>Description</u>
1.1	...58090-1.	...1/2" AIR REGULATOR
1.27 COMPARTMENT CHEMICAL TANK DECAL
1.3	...A0127 COMPARTMENT CHEMICAL TANK
1.4	...470100-300 PSI PANEL MOUNT GAUGE
1.5	...A018CLEAN WATER TANK
1.6	...5526725HP MOTOR

[Back To Index](#)



Pump Stand - Low and High Pressure Pumps

[Back To Index](#)




WATER WIZARD® Parts Manual

Pump Stand Low and High Pressure Pumps

<u>ID#</u>	<u>Part#</u>	<u>Description</u>
2.0	.55016	.1/2 HP GE MOTOR
2.1	.57007	.240 GPH PROCON
2.2	.55013	.1/3 HP GE MOTOR
2.3	.57002	.100 GPH PROCON
2.4	.47025	.0-3000 PSI LWR MT GAUGE
2.5	.6760	.1" GENERAL UNLOADER
2.6	.52186	.3/4" WIRE BRAID HOSE (UNDERCARRIAGE INLET)
2.7	.31020	.453 P DEMA 24 VOLT AC
2.8	.31030	.454 P DEMA 24 VOLT AC
2.9	.52017	.1/2" WIRE BRAID HOSE (RETURN TO TANK)
2.10	.22-48F-6-6	.3/8 X 3/8 MALE CONNECTOR
2.11	.22-30882-6-6B	.3/8" BRASS 45 DEG. FEM SW
2.12	.22-48F-8-8	.1/2 X 1/2 MALE CONNECTOR
2.13	.22-30682-8-8B	.1/2" BRASS 45 DEG. FEM SW

Back To Index





Pump Stand - End View, Pump Side


[Back To Index](#)



WATER WIZARD® Parts ManualPump Stand Parts

<u>ID#</u>	<u>Part#</u>	<u>Description</u>
3.1	. . .32-35353535 CAT PUMP
3.2	. . .A022WIZARD BELT GUARD
3.3	. . .58090-11/2" AIR REGULATOR
3.4	. . .470100-300 PSI PANEL MOUNT GAUGE
3.5	. . .550161/2 HP GE MOTOR

[Back To Index](#)



Pump Stand - Rear View

[Back To Index](#)



WATER WIZARD® Parts ManualPump Stand Parts

<u>ID#</u>	<u>Part#</u>	<u>Description</u>
4.1 . . .	640711/4" 24V N.C. SOLENOID
4.2 . . .	72050	SIDE MOUNT LEVEL SWITCH
4.3 . . .	34020693-6F-6F 3/8" POLY CHECK VALVE
4.4 . . .	93225 OR 962104.5 KW OR 9 KW HEATER 240V

[Back To Index](#)



Electrical Control Panel Door

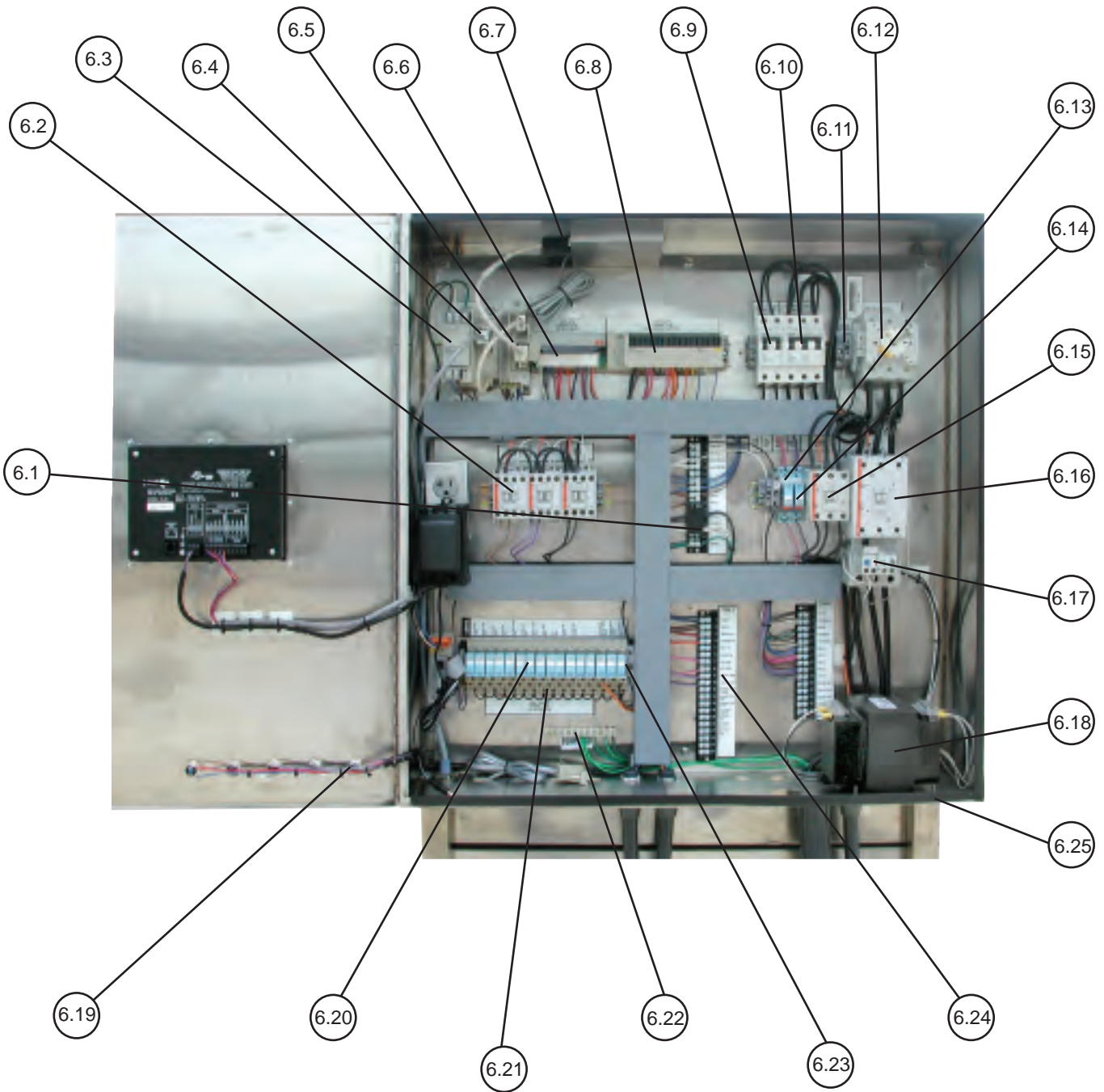
[Back To Index](#)



WATER WIZARD® Parts ManualElectrical Control Panel Door

<u>ID#</u>	<u>Part#</u>	<u>Description</u>
5.1 . . .6611		RED LION OPERATOR INTERFACE
5.2		ELECTRICAL DECAL
5.3 . . .6997		RED/YELLOW SWITCH HANDLE ASSEMBLY
5.4 . . .24384		CAM LOCK
5.5 . . .72026		PUSH BUTTON SWITCH (YELLOW)

[Back To Index](#)



Electrical Control Panel Components

[Back To Index](#)



WATER WIZARD® Parts Manual

Electrical Control Panel Components

<u>ID#</u>	<u>Part#</u>	<u>Description</u>
6.1	40010-2	15 PT. TERMINAL BLOCK
6.2	..60055	..CA-7-9-10 CONTACTOR
6.3	..6960	..OMRON POWER SUPPLY S8VS-06024
6.4	..6946	..CIFO1 HOST COMMUNICATIONS INTERFACE
6.5	..6910	..CPU SRM1
6.6	..6920	..ID16 INPUT CARD
6.7	..33575	..MODEM
6.8	..6940	..ROC16 RELAY OUTPUT CARD
6.9	..40049	..DOUBLE POLE BREAKER
6.10	..40044 OR 40046	..3 PHASE BREAKER
6.11	..40112-19	..TERMINAL BLOCK
6.12	..6994	..100 AMP DISCONNECT SWITCH
6.13	..6949	..RELAY SOCKET
6.14	..6948	..24 VOLT RELAY
6.15	..60058	..CA7-43 CONTACTOR (HEATER)
6.16	..60065	..CONTACTOR (CAT PUMP) 110 VOLT COIL
6.17	..60066	..OVERLOAD
6.18	..P40190-5	..500VA TRANSFORMER
6.19	..72026	..PUSH BUTTON SWITCH (YELLOW)
6.20	..6948	..C10-B10XADC-24V RELAY
6.21	..06699-07	..G70A-ZOC16-3 RELAY BLOCK
6.22	..40116	..GROUNDING BAR
6.23	..40340-1	..110 VOLT FUSE BLOCK
6.24	..40010-3	..20PT TERMINAL BLOCK
6.25	..57102-8	..GASKET

Back To Index






JIM COLEMAN COMPANY
World Class Manufacturing in Car Wash Equipment

Gantry





Gantry - Entrance View

[Back To Index](#)




WATER WIZARD® Parts Manual

Gantry - Entrance View

ID#	Part#	Description
1.1	.6671	.WW SKIN (DRIVER SIDE) ENTRANCE END (A267)
1.2	.6997	.SWITCH HANDLE ASSEMBLY - YELLOW/RED
1.3	.6673	.WW SKIN (PASSENGER SIDE) ENTRANCE END (A268)
1.4	.6645	.WW SKIN INSIDE PANEL (DRIVER SIDE) (A135)
1.5	.6659	.WW RADIUSED PANEL DRIVER SIDE (WITH BLOWER) (A294-D)
1.5	.6666	.WW RADIUSED PANEL DRIVER SIDE (WITHOUT BLOWER) (A278-D)
1.6	.6654	.WW OVERHEAD PANEL (WITH BLOWER) (A293)
1.6	.6657	.WW OVERHEAD PANEL (WITHOUT BLOWER) (A277)
1.7	.6667	.WW RADIUSED PANEL PASSENGER SIDE (WITH BLOWER) (A294-P)
1.7	.6668	.WW RADIUSED PANEL PASSENGER SIDE (WITHOUT BLOWER) (A278-P)
1.8	.6646	.WW INSIDE PANEL PASSENGER SIDE (A136)
1.9	.6675	.WW SKIN TOP MIDDLE ENTRANCE END (A273)

Back To Index





Gantry - Exit View


[Back To Index](#)



WATER WIZARD® Parts ManualGantry - Exit View

<u>ID#</u>	<u>Part#</u>	<u>Description</u>
2.1	.6674	.WW SKIN PASSENGER SIDE EXIT END (A265)
2.2	.6607	.EYE CAN - PASSENGER SIDE (A025-2)
2.3	.6672	.WW SKIN DRIVER SIDE EXIT END (A266)
2.4	.6606	.EYE CAN - DRIVER SIDE (A025-3)
2.5	.6676	.WW SKIN TOP MIDDLE EXIT END (A133)

[Back To Index](#)



Gantry Passenger Side - Safety Eye Assembly


[Back To Index](#)



WATER WIZARD® Parts ManualGantry Passenger Side - Safety Eye Assembly

<u>ID#</u>	<u>Part#</u>	<u>Description</u>
3.1	.6608	EYE CAN COVER (A025-4)
3.2	.6620	TELCO TRANSMITTER EYE
3.3	.6607	EYE CAN PASSENGER SIDE (A025-2)

[Back To Index](#)



Gantry - Driver Side Safety Eye


[Back To Index](#)



WATER WIZARD® Parts ManualGentry - Driver Side Safety Eye

<u>ID#</u>	<u>Part#</u>	<u>Description</u>
4.1	.6608	EYE CAN COVER (A025-4)
4.2	.6606	EYE CAN DRIVER SIDE (A025-3)
4.3	.6622	TELCO RECEIVER EYE

[Back To Index](#)



Gantry Control Panel

[Back To Index](#)



WATER WIZARD® Parts Manual

Gantry Control Panel

<u>ID#</u>	<u>Part#</u>	<u>Description</u>
5.1	.6997	.SWITCH HANDLE ASSY. - YELLOW / RED
5.2	.6785	.DC FILTER - 3VK3
5.3	.6698	.OMRON VARIABLE SPEED DRIVE
5.4	.93121	.DOOR GASKET
5.5	.6995	.63 AMP DISCONNECT SWITCH
5.6	.72026	.PUSH BUTTON YELLOW
5.7	.40069	.ON/OFF SWITCH
5.8	.6920	.INPUT CARD - SRT 2 - ID16
5.9	.6931	.INPUT CARD - SRT 2 - ID08
5.10	.6930	.OUTPUT CARD - SRT 2 -OD08
5.11	.6940	.RELAY OUTPUT CARD - SRT 2 ROC16
5.12	.40010-2	.TERMINAL STRIP 15PT
5.13	.40446	.GROUND BAR 10PT
5.14	.6619	.TELCO AMPLIFIER

[Back To Index](#)





[Back To Index](#)

Gantry - Passenger Side W/O High Pressure Manifold Box Cover



[Back To Index](#)





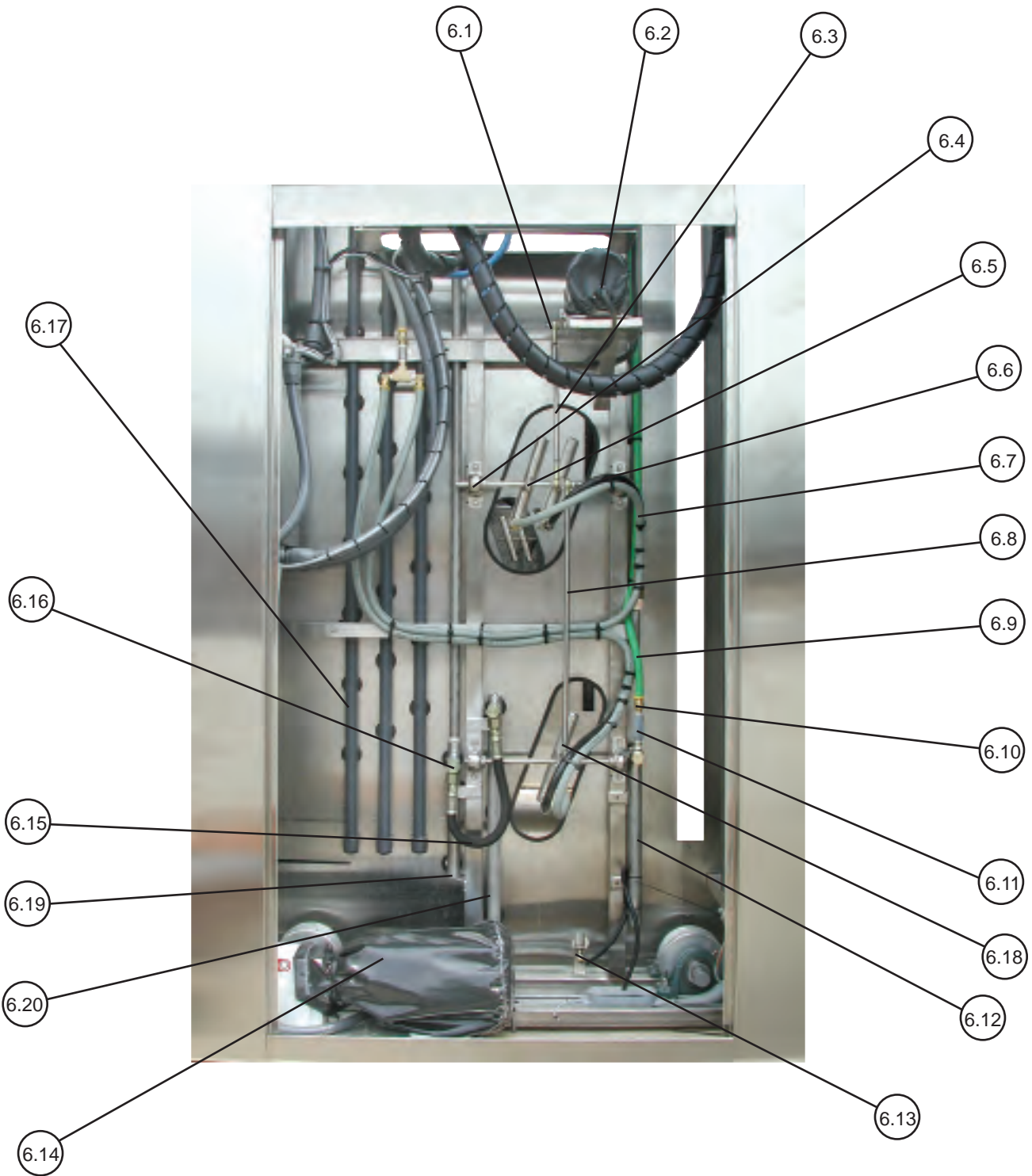
Gantry - Driver's Side W/ Cover

[Back To Index](#)



[Back To Index](#)





Gantry - Passenger Side Lower

[Back To Index](#)




WATER WIZARD® Parts Manual

Gantry - Passenger Side Lower

ID#	Part#	Description
6.1	6839-1	ROD END
6.2	55236-1	OSCILLATING MOTOR WITH GEAR BOX
6.3	6500-OR-12	OSCILLATOR ROD - TOP SIDE - 12-3/8" LONG
6.4	6647	PILLOW BLOCK BEARING 1/2"
6.5	6500-OJC-STP	OSCILLATOR SPRAY BAR - SIDE TOP PASSENGER
6.6	22-00007	3/8" THERMO PLASTIC FLEX HOSE - 24" LONG WITH 3/8" MALE PIPE EACH END
6.7	52012	PUSH LOCK HOSE 3/8 GREY
6.8	6500-OR-21	OSCILLATOR ROD - BOTTOM SIDE - 21-1/2" LONG
6.9	52012-2	PUSH LOCK HOSE 3/8 GREEN
6.10	22-30882-6-6B	PUSH LOCK FLANGE FOR 3/8 HOSE
6.11	34025	CHECK VALVE - POLY 1/4"
6.12	6616	TIRE CLEANER SPRAY MANIFOLD (6500-TCP)
6.13	6620	TELCO TRANSMITTER EYE
6.14	55230-2	DRIVE MOTOR
6.15	52803	1/2" WIRE HYD. HOSE - 18" LONG WITH 1/2" MALE PIPE EACH END
6.16	22-2107-8-8	PIPE SWIVEL 1/2" M TO 1/2" F
6.17	NO PART #	TRI-FOAM (PVC) PIPE 3/4"
6.18	6500-OJC-SBP	OSCILLATOR SPRAY BAR - SIDE BOTTOM PASSENGER
6.19	6500-RPP-S	ROCKER PANEL SPRAY MANIFOLD - SHORT 2 NOZZLES
6.20	6500-RPP-L	ROCKER PANEL SPRAY MANIFOLD - LONG 3 NOZZLES

Back To Index





Gantry - Passenger Side - Drive Motor Assembly


[Back To Index](#)



WATER WIZARD® Parts ManualGantry - Passenger Side - Drive Motor Assembly

<u>ID#</u>	<u>Part#</u>	<u>Description</u>
7.1	6500-WDRIVE WHEEL
7.2	68511-1/4" BEARING - PILLOW BLOCK - VPS-120
7.3	6781SPRING FOR AUTOMATIC WHEEL
7.4	6780COUNT WHEEL
7.5	6626TURCK PROX
7.6	55230-2DRIVE MOTOR
7.7	55225-1GEAR BOX - LF 918 - 30:1 DRIVE
7.8	6801LOVE JOY 7/8" FOR GEAR BOX
7.9	6803LOVE JOY SPIDER
7.10	6626TURCK PROX
7.11	6650-4PROX CABLE - 4 METERS
7.12	6805LOVE JOY 1-1/4" FOR WHEEL SHAFT

[Back To Index](#)



Gantry - Passenger Side Upper


[Back To Index](#)



WATER WIZARD® Parts ManualGantry - Passenger Side Upper

<u>ID#</u>	<u>Part#</u>	<u>Description</u>
8.1	NO PART #BLOWER FAN HOUSING
8.2	55260BLOWER MOTOR- MACNEIL
8.3	6850BEARING PILLOW BLOCK VPS-116
8.4	6500-BSLBOOM DRIVE SHAFT - PASSENGER SIDE
8.5	34045CHECK VALVE 3/4" - 0-2000 PSI
8.6	31030DEMA VALVE 454P
8.7	31030DEMA VALVE 454P
8.8	6500-HPMBRASS HIGH PRESSURE MANIFOLD
8.9	31040DEMA VALVE 458P

[Back To Index](#)



Gantry - Passenger Side High pressure Manifold Box

[Back To Index](#)




WATER WIZARD® Parts Manual

Gantry - Passenger Side High Pressure Manifold Box

<u>ID#</u>	<u>Part#</u>	<u>Description</u>
9.1	22-30882-12-12B . . .	BFKA 12-12NS 3/4" BRASS 45 DEG FEM SW
9.2	34045	CHECK VALVE 3/4" 0-2000 PSI
9.3	6500-HPM	BRASS HIGH PRESSURE MANIFOLD
9.4	31030	DEMA VALVE 454P
9.5	22-2107-8-8	PIPE SWIVEL 1/2" M TO 1/2" FM
9.6	31030	DEMA VALVE 454P
9.7	NO PART #	MANIFOLD BRACKET CLAMP
9.8	22W169PL-6-4	TUBE 3/8" X 1/4" P 90 CONNECT SWV
9.9	34000	CHECK VALVE BRASS SUPER - 1/4"
9.10	52106	3/8" BLACK POLY FLOW TUBE
9.11	31040	DEMA VALVE 458P
9.12	22-0107-8-8	1/2" MPT X 1/2" FNPT SW
9.13	52809	1/2" WIRE HYD. HOSE - 63" LONG WITH 1/2"
.	MALE PIPE EACH END

Back To Index





Gantry - Passenger Side - Boom Belt, Shaft & Prox Assembly


[Back To Index](#)



WATER WIZARD® Parts ManualGantry - Passenger Side - Boom Belt, Shaft & Prox Assembly

<u>ID#</u>	<u>Part#</u>	<u>Description</u>
10.1	6605ALUM BOOM PULLEY (AM002)
10.2	6850BEARING PILLOW BLOCK VPS-116
10.3	6500-BSLBOOM DRIVE SHAFT - PASSENGER SIDE
10.4	6852KEVLAR BELT
10.5	6830BOOM GUIDE SHAFT SUPPORT CLAMP
10.6	6500-95" SHAFTBOOM GUIDE SHAFT
10.7	A093-1UPPER BOOM PROX BRACKET
10.8	6626TURCK PROX
10.9	6650-6PROX CABLE 6 METERS
10.10	20053BOOM STOPPER
10.11	6500-BCBUMPER CUP
10.12	528201/2" WIRE HYD. HOSE - 87" LONG WITH 1/2"
		.MALE PIPE EACH END
10.13	740051/2" SUPER SWIVEL

[Back To Index](#)



Gantry - Passenger Side - Lower Prox

[Back To Index](#)



WATER WIZARD® Parts ManualGantry - Passenger Side

<u>ID#</u>	<u>Part#</u>	<u>Description</u>
11.1	6620TELCO TRANSMITTER EYE
11.2	6500-WDRIVE WHEEL
11.3	6851BEARING PILLOW BLOCK VPS-120
11.4	6626TURCK PROX
11.5	6650-4PROX CABLE 4 METERS
11.6	6650-4PROX CABLE 4 METERS
11.7	6613HOME PROX TARGET (AL37)
11.8	495221/2" - 13 X 3-1/4" HEX CS 18-8
11.9	55230-2DRIVE MOTOR

[Back To Index](#)



Gantry - Driver Side W/O Low Pressure Manifold Box Cover

[Back To Index](#)



[Back To Index](#)






Gantry - Driver Side W/ Cover

[Back To Index](#)



[Back To Index](#)





Gantry - Driver Side Lower Portion

[Back To Index](#)



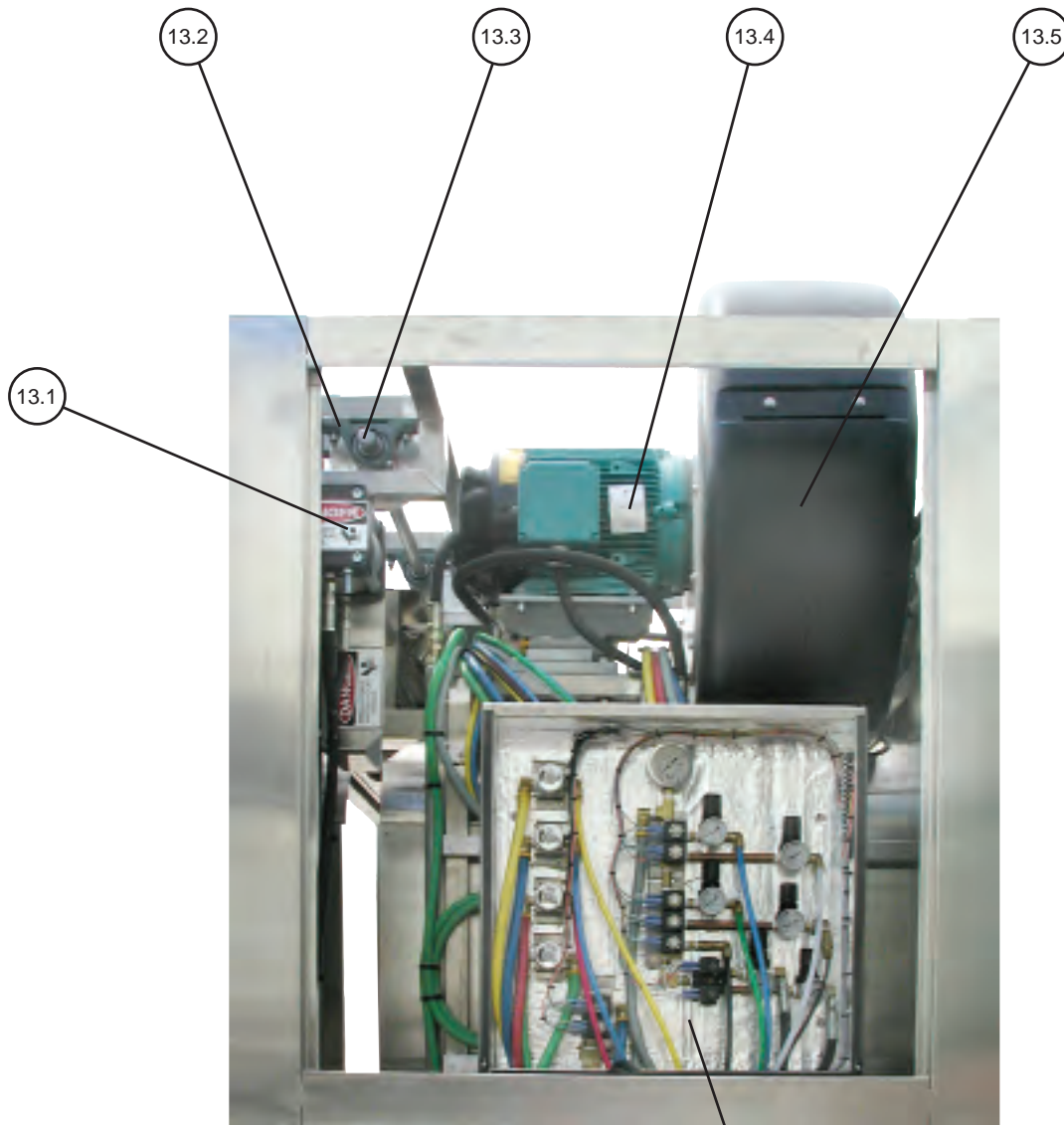
WATER WIZARD® Parts Manual

Gantry - Driver Side Lower Portion

<u>ID#</u>	<u>Part#</u>	<u>Description</u>
12.1	6500-OR-12	OSCILLATOR ROD - TOP SIDE - 12-3/8" LONG
12.2	6500-OR-21	OSCILLATOR ROD - BOTTOM SIDE - 21-1/2" LONG
12.3	34025	CHECK VALVE POLY 1/4"
12.4	55230-2	DRIVE MOTOR
12.5	52803	1/2" WIRE HYD. HOSE - 18" LONG WITH 1/2" MALE PIPE EACH END
12.6	6500-W	DRIVE WHEEL
12.7	NO PART #	TRI-FOAM - PVC - PIPE 3/4"
12.8	55236-1	OSCILLATING MOTOR WITH GEAR BOX
12.9	6647	PILLOW BLOCK BEARING 1/2"
12.10	6500-OJC-STD	OSCILLATOR SPRAY BAR - SIDE TOP DRIVER
12.11	6500-OJC-SBD	OSCILLATOR SPRAY BAR - SIDE BOTTOM DRIVER

[Back To Index](#)





Low Pressure Manifold Box - See Page 51

Gantry - Driver Side Upper


[Back To Index](#)



WATER WIZARD® Parts ManualGantry - Driver Side Upper

<u>ID#</u>	<u>Part#</u>	<u>Description</u>
13.1	6857ROTARY ACTUATOR
13.2	6850BEARING PILLOW BLOCK VPS-116
13.3	6500-BSSBOOM DRIVE SHAFT - DRIVER SIDE
13.4	55260BLOWER MOTOR - MACNEIL
13.5	NO PART #BLOWER FAN HOUSING

[Back To Index](#)



Gantry - Driver Side - Low Pressure Manifold Box

[Back To Index](#)




WATER WIZARD® Parts Manual

Gantry - Driver Side - Low Pressure Manifold Box

<u>ID#</u>	<u>Part#</u>	<u>Description</u>
14.1	52012	PUSH LOCK HOSE 3/8"
14.2	22-30882-6-6B	3/8" BRASS 45 DEG FEM SW
14.3	64701	SOLENOID 3BD7
14.4	22-149F-6-4	3/8" X 1/4" BRASS MALE ELL
14.5	47011	GAUGE 300 PSI
14.6	64021-422 STAGE SOLENOID BLOCK-AIR
14.7	58056	REGULATOR 3/8"
14.8	47027	GAUGE 100 PSI
14.9	22-W169PL-6-4	3/8" X 1/4" POLY PUSH LOCK SWIVEL
14.10	52106	3/8" CLEAR POLY FLOW TUBE
14.11	22-W68PL-4-4	TUBE 1/4" X 1/4" P MALE CONNECTOR
14.12	52104	1/4" BLACK POLY FLOW TUBE
14.13	64075-1	SOLENOID AIR AUTO
14.14	640213 STAGE SOLENOID BLOCK AIR
14.15	640172 STAGE SOLENOID BLOCK PRODUCT
14.16	58055	REGULATOR 1/4"
14.17	34018	CHECK VALVE 1/4" FX 1/4" F-SHMP
NOTE:	64038 (NOT SHOWN)	SOLENOID COIL ONLY (ITEM # 14.6,14.14 & 14.15)

Back To Index





Gantry - Driver Side - Boom Tilt Assembly


[Back To Index](#)



WATER WIZARD® Parts ManualGantry - Driver Side - Boom Tilt Assembly

<u>ID#</u>	<u>Part#</u>	<u>Description</u>
15.1	6857ROTARY ACTUATOR
15.2	6800LOVE JOY 1"
15.3	6500-BSSBOOM DRIVE SHAFT - DRIVER SIDE
15.4	6850BEARING PILLOW BLOCK VSP-116
15.5	6645-1BEARING PILLOW BLOCK 1-1/8"
15.6	528211/4" WIRE HYD. HOSE - 92" LONG WITH 1/4" FEMALE JIC EACH END

[Back To Index](#)



Gantry - Driver Side - Oscillating Assembly

[Back To Index](#)



WATER WIZARD® Parts Manual

Gantry - Driver Side - Oscillating Assembly

<u>ID#</u>	<u>Part#</u>	<u>Description</u>
16.1	6500-95" SHAFT	BOOM GUIDE SHAFT
16.2	55236-1	OSCILLATING MOTOR WITH GEAR BOX
16.3	6839-1	ROD END
16.4	NO PART #	OSCILLATOR MOTOR LEVER
16.5	6500-OR-12	OSCILLATOR ROD - TOP SIDE - 12-3/8" LONG
16.6	6500-OJC-STD	OSCILLATOR SPRAY BAR - SIDE TOP DRIVER
16.7	6647	PILLOW BLOCK BEARING 1/2"
16.8	84175-M	SPRAY TIP 1/4" MEG - 8010
16.9	6500-OR-21	OSCILLATOR ROD - BOTTOM SIDE - 21-1/2" LONG
16.10	6839-1	ROD END
16.11	6622	TELCO RECEIVER EYE

Back To Index





Gantry - Spray Nozzles


[Back To Index](#)



WATER WIZARD® Parts ManualGantry - Spray Nozzles

<u>ID#</u>	<u>Part#</u>	<u>Description</u>
17.1	84280	SPRAY TIP 1/4 MEG - 0503
17.2	84175-M	SPRAY TIP 1/4 MEG - 8010
17.3	84284	SPRAY TIP 1/4 MEG - 1508
17.4	84175-M	SPRAY TIP 1/4 MEG - 8010
17.5	84286	SPRAY TIP 1/4 MEG - 4003
17.6	84282	SPRAY TIP 1/4 MEG - 0504

[Back To Index](#)



Zero Degree Nozzle Rocker Panel Assembly


[Back To Index](#)



WATER WIZARD® Parts ManualZero Degree Nozzle Rocker Panel Assembly

<u>ID#</u>	<u>Part#</u>	<u>Description</u>
18.1	528031/2" WIRE HYD. HOSE - 18" LONG WITH 1/2" MALE PIPE EACH END
18.2	6839-1ROD END
18.3	6551ZERO DEGREE NOZZLE BODY ONLY
18.4	6500-ZRPBZERO DEGREE ROCKER PANEL BRACKET

[Back To Index](#)



Top of Gantry - Presoak Foamers

[Back To Index](#)




WATER WIZARD® Parts Manual

Top of Gantry - Presoak Foamers

<u>ID#</u>	<u>Part#</u>	<u>Description</u>
19.1	.22-2107-8-8	1/2" MPT X 1/2" FPT SW 90
19.2	.52808	1/2" WIRE HYD. HOSE - 60" LONG WITH 1/2" MALE PIPE EACH END
19.3	.52809	1/2" WIRE HYD. HOSE - 63" LONG WITH 1/2" MALE PIPE EACH END
19.4	.6500-FG	FOAM GENERATOR (NOTE TYPE OF CHEM.)
19.5	.52804	1/2" WIRE HYD. HOSE - 24" LONG WITH 1/2" MALE PIPE EACH END
19.6	.52807	1/2" WIRE HYD. HOSE - 39" LONG WITH 1/2" MALE PIPE EACH END
19.7	.22-0107-16-16	1" MPT X 1" FPT SW
19.8	.1" MPT X 1" FPT SW	1" 3000# 45 DEG ELL THREADED

Back To Index





Blower Control Box - Top of Gantry

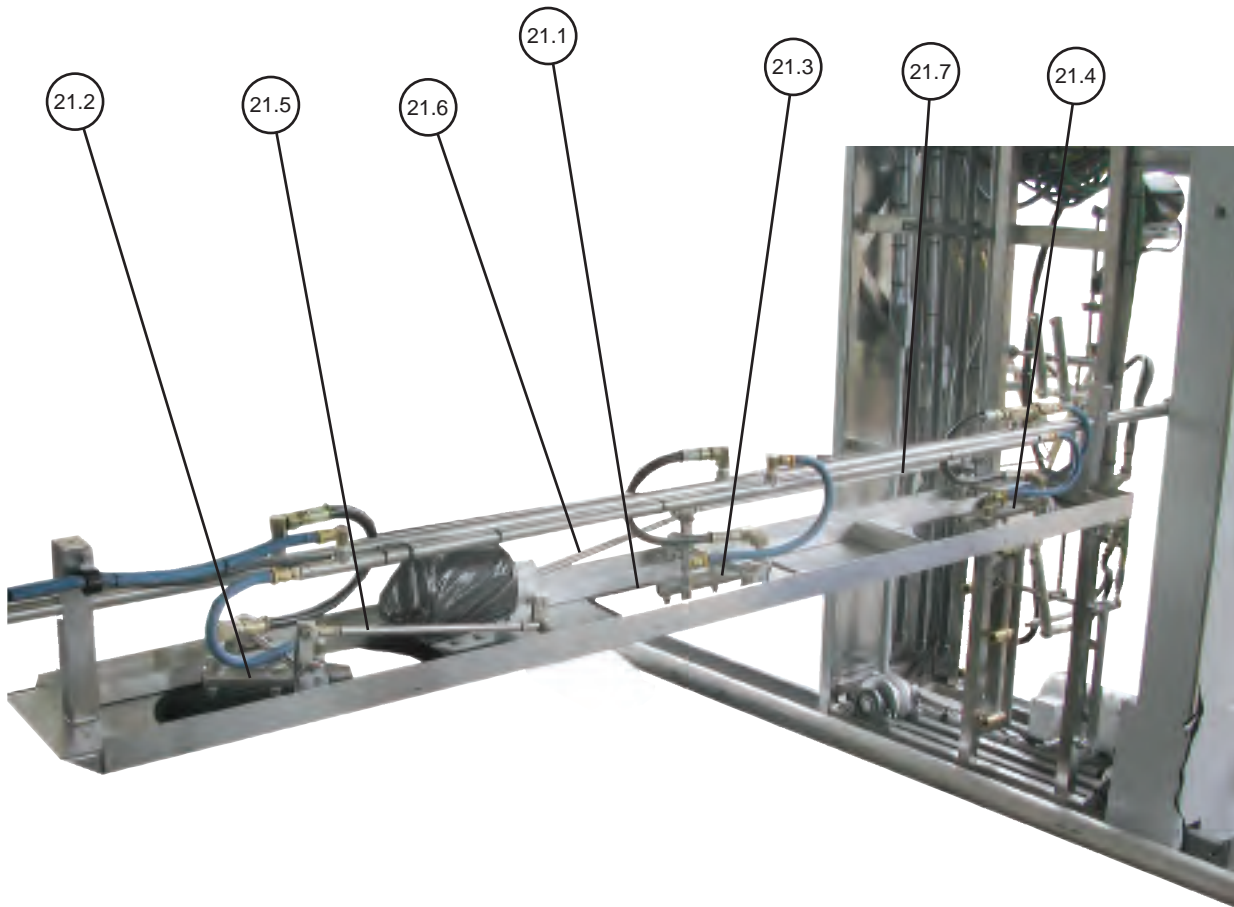
[Back To Index](#)



WATER WIZARD® Parts ManualBlower Box - Top of Gantry

<u>ID#</u>	<u>Part#</u>	<u>Description</u>
20.1	60064OVERLOAD 14-45 A MANUAL RESET
20.2	60058CONTACTOR 43AMP 4 POLE BLOWER
20.3	6948CONTROL RELAY FOR G70A MODULE
20.4	6949SOCKET FOR C10 RELAY
20.5	40340-1BLOCK TERMINAL
20.6	6996AUX RELAY CONTACT
20.7	6994100 AMP DISCONNECT
20.8	40116GROUND BAR 4PT
20.9	40003-3TERMINAL STRIP 4PT

[Back To Index](#)



Water Wizard Wash Boom W/O Cover

[Back To Index](#)




WATER WIZARD® Parts Manual

Water Wizard Wash Boom W/O Cover

ID#	Part#	Description
21.1	NO PART #WASH BOOM FRAME ONLY
21.2	6500-OJC-BPOSCILLATOR SPRAY BAR - BOOM PASSENGER SIDE
21.3	6500-OJC-BMOSCILLATOR SPRAY BAR - BOOM MIDDLE
21.4	6500-OJC-BDOSCILLATOR SPRAY BAR - BOOM DRIVER SIDE
21.5	6500-OR-14OSCILLATOR ROD - BOOM PASSENGER SIDE - 14-3/4" LONG
21.6	6500-OR-15OSCILLATOR ROD - BOOM MIDDLE SIDE - 15" LONG
21.7	6500-OR-30OSCILLATOR ROD - BOOM DRIVER SIDE - 30-1/2" LONG

Back To Index





Wash Boom Oscillating Assembly

[Back To Index](#)




WATER WIZARD® Parts Manual

Wash Boom Oscillating Assembly

ID#	Part#	Description
22.1	22-2107-6-63/8" MPT X 3/8 FPT SW 90 DEG
22.2	22-000063/8" THERMO PLASTIC FLEX HOSE - 19" LONG WITH 3/8" MALE PIPE EACH END
22.3	6500-OR-14	OSCILLATOR ROD - BOOM PASSENGER SIDE - 14-3/4" LONG
22.4	55236-1	OSCILLATOR MOTOR WITH GEAR BOX
22.5	NO PART #	OSCILLATOR MOTOR LEVER
22.6	6839-1	ROD END
22.7	6647	PILLOW BLOCK BEARING 1/2"
22.8	6500-OJC-BP	OSCILLATOR SPRAY BAR - BOOM PASSENGER SIDE

[Back To Index](#)





Wash Boom - Solenoid and Oscillators


[Back To Index](#)



WATER WIZARD® Parts ManualWash Boom - Solenoid and Oscillators

<u>ID#</u>	<u>Part#</u>	<u>Description</u>
23.1	31020DEMA VALVE # 453P
23.2	22-000063/8" THERMO PLASTIC FLEX HOSE - 19" LONG WITH 3/8" MALE PIPE EACH END
23.3	6650WW LOWER WASH BOOM SKIN (A295)
23.4	6500-OJC-BDOSCILLATOR SPRAY BAR - BOOM DRIVER SIDE
23.5	6647PILLOW BLOCK BEARING 1/2"
23.6	6839-1ROD END

[Back To Index](#)



Gantry - Oscillating Blower W/ Smart Nozzle

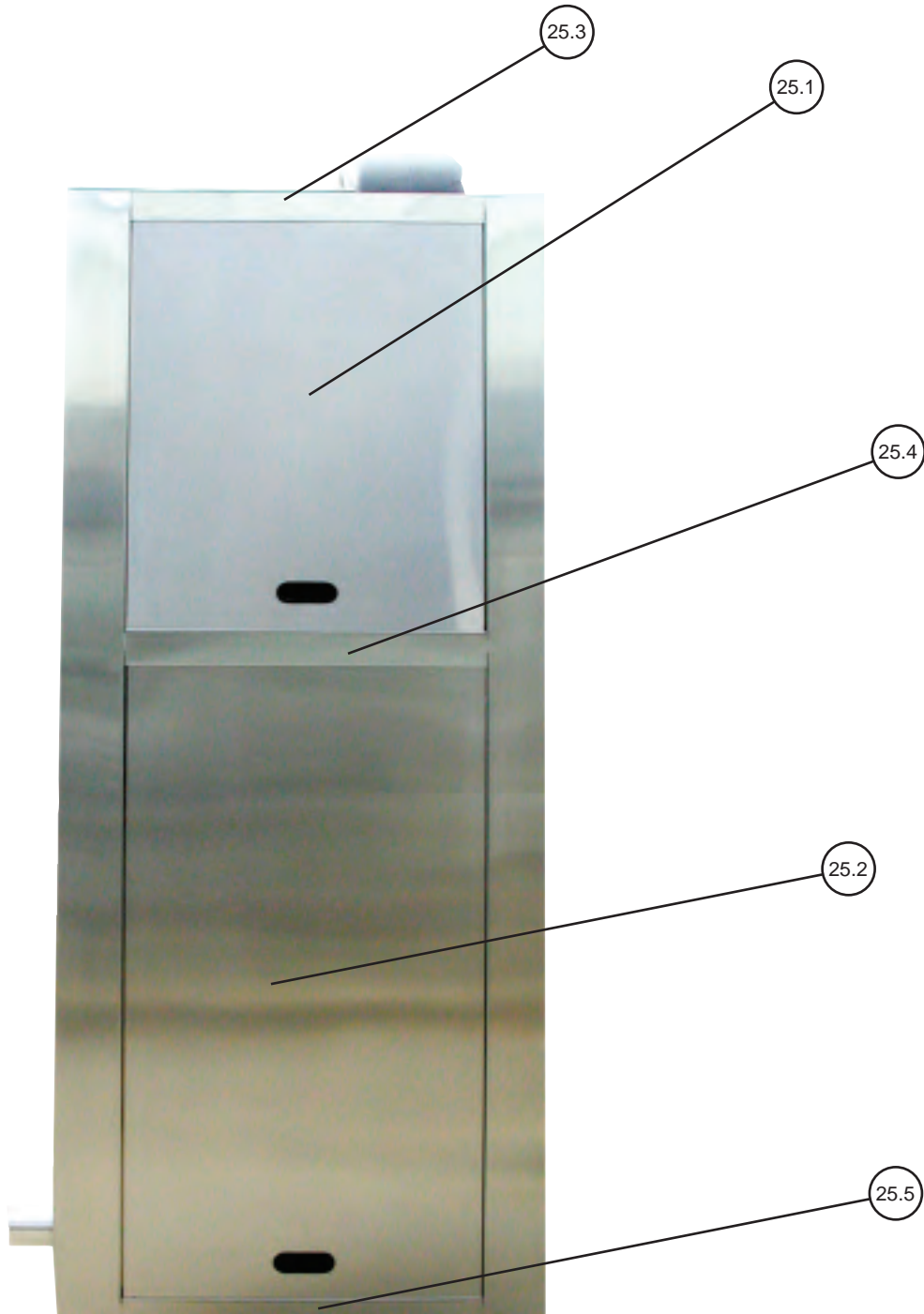
[Back To Index](#)



WATER WIZARD® Parts ManualGantry - Oscillating Blower W/ Smart Nozzle

<u>ID#</u>	<u>Part#</u>	<u>Description</u>
24.1	19825SMART NOZZLE CONTROLLER
24.2	6614SMART NOZZLE AIR SCOOP (A119)
24.3	19812SMART NOZZLE READ SWITCH
24.4	19802BELT FOR SMART NOZZLE
24.5	93121GASKET
24.6	11811SMART NOZZLE MAGNET
24.7	19808SMART NOZZLE PULLEY SERVO

[Back To Index](#)



Gantry Panel Doors (Both Sides)

[Back To Index](#)



WATER WIZARD® Parts ManualGantry Panel Doors (Both Sides)

<u>ID#</u>	<u>Part#</u>	<u>Description</u>
25.1	6670WW ACCESS DOOR - TOP (A118)
25.2	6669WW ACCESS DOOR - BOTTOM (A117)
25.3	6677WW DOOR JAMB - UPPER (A120-T)
25.4	6636WW DOOR JAMB - MIDDLE (A120-M)
25.5	6649WW DOOR JAMB - BOTTOM (A120-B)

[Back To Index](#)



Height Adjustment Eye - Passenger Side

[Back To Index](#)



WATER WIZARD® Parts Manual

Height Adjustment Eye

<u>ID#</u>	<u>Part#</u>	<u>Description</u>
26.1	6622-1	TELCO TRANSMITTER BAN BUSTER
26.2	6650-1	EYE CABLE - 6 METERS

Back To Index





Height Adjustment Eye - Driver Side

[Back To Index](#)




WATER WIZARD® Parts Manual

Height Adjustment Eye

<u>ID#</u>	<u>Part#</u>	<u>Description</u>
27.1	6650-12	EYE CABLE - 15 METERS
27.2	6620-2	TELCO RECEIVER BAN BUSTER

[Back To Index](#)





Height Adjustment Eye

[Back To Index](#)



WATER WIZARD® Parts Manual

Height Adjustment Eye

<u>ID#</u>	<u>Part#</u>	<u>Description</u>
28.1	6609	EYEBROW FOR HEIGHT ADJUST (A050)
28.2	6622-1	TELCO TRANSMITTER BAN BUSTER

Back To Index





JIM COLEMAN COMPANY
World Class Manufacturing in Car Wash Equipment

1-800-999-9878



www.jcolemanco.com

5842 W. 34th Street
Houston, Texas, 77092

