

FASTRAK

parts manual



PARTS DEPARTMENT

1.866.927.4229 • 713.590.6652.fax

www.colemanhanna.com

Please Read:

The equipment shown on the following pages is from a typical *Water Wizard FasTrak™ Automatic System*. The purpose of this manual is to simplify the process and increase the accuracy when ordering parts. Please note that with the variety of options available, your equipment may have additional components or not have some of the components shown.

In the interest of product improvements, Coleman Hanna reserves the right to make equipment modifications at any time without advance notice.

For more information on the Water Wizard FasTrak and other world class car wash equipment and parts manufactured by Coleman Hanna, please contact:

Coleman Hanna Carwash Systems LLC

5842 W 34th St, Houston, TX 77092

1.800.999.9878 • 1.713.683.9878

www.colemanhanna.com

Parts Department Direct Line:


1.866.927.4229

Fax: 713.590.6652

Table of Contents


Low Pressure Manifold	1
Low Pressure Arm Manifold	3
High Pressure Manifold	5
Gear Motor and Gearboxes Portion	11
Low Pressure Disconnect Manifold	12
Foam Generator Assembly	13
Pumpstand High Pressure Pump Parts	15
Idle Wheel Assembly	17
Drive Wheel Assembly	18
Pumpstand Parts	19
Drive Motor Assembly	21
Gantry Arm Bottom	23
Gantry Arm Top	24
Arm Inside Parts	25
Arm Top Oscillating Assembly	32
Arm Top Left Oscillating Assembly	33
Arm Middle Oscillating Assembly	34
Arm Bottom Oscillating Assembly	35
Top of FasTrak	37
Electrical Control Panel Components	39
FasTrak Remote I/O Gantry Panel	41
Electrical Control Panel Door	42
Pumpstand Solenoid Components	43
Pumpstand Clear Water Tank	45
Pumpstand Bottom	46
Pumpstand	47
FasTrak Counter Wheel	48

Low Pressure Manifold





#	PART #	DESCRIPTION
1	47027	0-100 PSI GAUGE
2	58055	1/4" WATT REGULATOR GAUGE
3	64021-42	2 STAGE MED SOLENOID
4	86285	1/4" X 1/4" PVC GRAY TURN VALVE
5	22-W169PL-4-4	1/4"PL X 1/4" NPT
6	22-215PNL-4-45	1/4" X 4-1/2" LONG PIPE NIPPLE
7	22-215PNL-4-20	1/4" X 2" LONG PIPE NIPPLE
8	22-216-P-4	1/4" PIPE HEX NIPPLE
9	22-2203P-4	1/4" FEMALE PIPE TEE
10	22-2200P-4-4	1/4" X 1/4" BRASS 90DEG PIPE ELBOW
11	22-48F-6-4	3/8" X 1/4" MALE CONNECTOR
12	22-218P-4	1/4" PIPE HEX HEAD PLUG
13	AC008-7	SMALL ALUMINUM STAND OFF

Low Pressure Assembly Box pictured right




Low Pressure Arm Manifold





Front (left) and back (right) of low pressure arm manifold

#	PART #	DESCRIPTION
A1	FT010	FASTRAK COUPLING PLATE
A2	22-2225-P-4	1/4" PIPE STREET TEE
A3	22-149F-6-4	3/8" X 1/4" FLARE 90° ELBOW
A4	22-48F-6-4	3/8" X 1/4" MALE CONNECTOR
A5	22-30682-6-6B	3/8" X 3/8" HOSE BARB FITTING
A6	22467	1/4" SS PIPE STREET ELBOW 90°
A7	22089	1/4" SS CLOSE NIPPLE
A8	22456	1/4" SS TEE
A9	22468	3/8" X 1/6" MALE CONNECTOR, SS
A10		3/8" HOSE BARB FITTING, SS
A11	22-2202P-4-4	1/4" PIPE STREET ELBOW 90°
A12	22-2224P-4	1/4" PIPE MALE BRANCH TEE
A13	22-2214P-4-4	1/4" 45° STREET ELBOW
B1	FT010	FASTRAK COUPLING PLATE
B2	06557	9510 TIP, CLEAR
B3	84296	06E80 GREEN TIP



High Pressure Manifold



#	PART #	DESCRIPTION
1	31030	454 DEMA VALVE
2	MS-FT27	BRASS HI PRESS. MANIFOLD BLOCK
3	22447	1/2" SS PIPE STREET ELBOW 90°
4	22-216P-8	1/2" HEX NIPPLE
5	22-0107-8-8	1/2" PIPE SWIVEL
6	34000	1/4" CHECK VALVE
7	22-216P-4	1/4" HEX NIPPLE
8	22-2202P-4-4	1/4" PIPE STREET ELBOW 90°
9	22-W68PL-6-4	3/8" X 1/4" POLY FITTING
10	22-2107-8-8	1/2" PIPE SWIVEL 90°
11	22067	3/4" x 1/2" SS BUSHING
12	22462	3/4" TEE, SS
13	22-216P-16-12	3/4" X 1/2" SS HEX NIPPLE




High Pressure Manifold



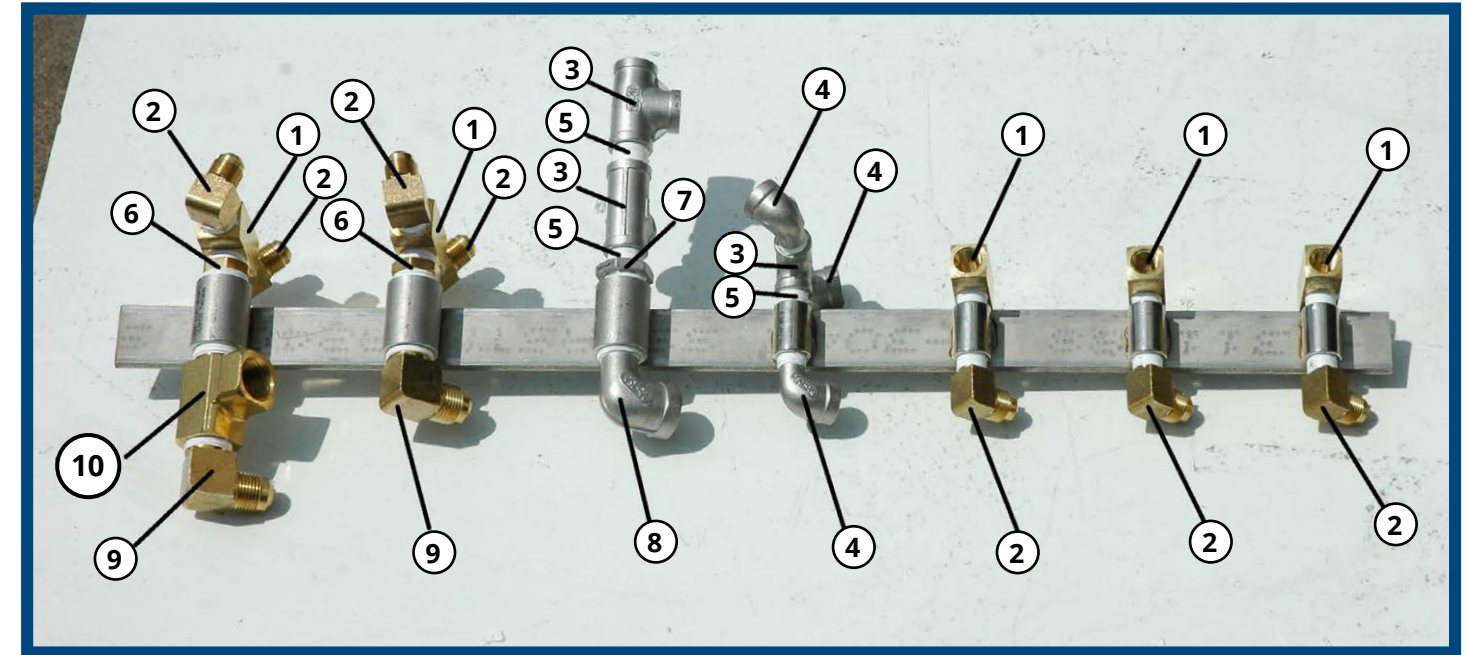
#	PART #	DESCRIPTION
1	31030	454P DEMA VALVE
2	FT022	H.P.
3	22-2107-8-8	1/2" SWIVEL X 1/2" MPT 90°
4	22-0107-8-8	1/2" SWIVEL X 1/2" MPT
5	22-210P-8	1/2" HEX NIPPLE
6	FT030-L	FASTRAK HIGH PRESSURE MANIFOLD LONG
7	FT030-S	FASTRAK HIGH PRESSURE MANIFOLD SMALL
8	FT020-5	FASTRAK PROX BRACKET
9	60020-3	ABB TIMING RELAY
10	40080	18/2 C NS PVC GREY CABLE

Gear Motor and Gear Boxes Portion




#	PART #	DESCRIPTION
1	55305	GEAR MOTOR W/BRAKE
2	55300	3-WAY GEAR BOX
3	FT0002	BRG MOUNT BRACKET
4	22487	1-1/4" FLANGE BEARING 4-BOLT
5	FT021-1/FT021-2	3-WAY GR BOX ARM W/TAPERED BASE
6	FT021-3	TAPER LOCK BUSHING

Low Pressure Disconnect Manifold




#	PART #	DESCRIPTION
1	22-2224P-6	3/8" PIPE MALE BRANCH PIPE
2	22-149F-6-6	3/8"F 90DEG STREET ELBOW, FLARE
3	22441	3/8" TEE SS
4	22442	3/8" 90DEG ELBOW SS
5	22090	3/8" CLOSE NIPPLE SS
6	22-209P-8-6	1/2"M X 3/8F BUSHING BRASS
7	22448	1/2"M X 3/8F BUSHING SS
8	22447	1/2" 90DEG ELBOW SS
9	22-149F-8-8	1/2" STREET ELBOW, FLARE
10	22-2275P-8	1/2" STREET TEE

Foam Generator Assembly




#	PART #	DESCRIPTION
1	22091	1/2" CLOSE NIPPLE S.S.
2	22448	1/2"X3/8" HEX BUSHING
3	22-149F-6-4	3/8"X1/4" MALE ELBOW
4	22-2224P-4	1/4" PIPE MALE BRANCH TEE
5	22-2225P-4	1/4" STREET TEE, PIPE
6	22442	3/8" 90DEG STREET ELBOW
7	22441	3/8" TEE
8	34018	1/4" CHECK VALVE LOW PRESSURE
9	22-209P-8-4	1/2"X1/4" PIPE BUSHING
10	22090	3/8" CLOSE NIPPLE
11	22-209P-6-4	3/8"MX1/4"F BUSHING SS
12	22092	1/2"MX1/4"F BUSHING SS
13	22-215PN-4	1/4" CLOSE NIPPLE
14	22446	1/2" TEE S.S.
15	22447	1/2" 90DEG ELBOW S.S.
16	22445	1/2"MX1/2" HOSE BARB S.S.
17	22440	3/8"MX3/8" HOSE BARB S.S.
18	22-149F-6-8	3/8"FX1/2"M FLARE ELBOW, BRASS 90DEG
19	22-W169PL-4-4	1/4"PX1/4"M PIPE 90DEG SWIVEL
20	06509	CYLINDER MESH FOAM GENERATOR
21	A101	TRIPLE SHINE TOP MOUNTING BRACKET W/STUDS
22	6704	FOAM GENERATOR CLAMP

Pumpstand High Pressure Pump Parts




#	PART #	DESCRIPTION
1	47020	0-2000PSI STEM MOUNT GUAGE
2	06760	1" UNLOADER VALVE
3	58022	PRESSURE RELIEF VALVE
4	22-209P-16-4	1"X1/4" PIPE BUSHING
5	22-0107-16-16	1"MPT X 1"FPT PIPE SWIVEL
6	22-216P-16	1" PIPE HEX NIPPLE
7	22-1MMO-B	1" MMO HD BRASS TEE
8	22-209P-16-12	1"X3/4" PIPE BUSHING
9	22-0107-12-12	3/4"MPTX3/4"FPT CONNECTOR
10	22-22203P-24	1-1/2" PIPE TEE CAST BRONZE
11	22478	1-1/2" 90DEG STREET ELBOW
12	H366094	1-1/2" HOSE BARB
13	22-215PN-24	1-1/2" PIPE CLOSE NIPPLE
14	22-2107-16-16	1"M X 1"F PIPE SWIVEL 90DEG
15	34060	1-1/2" CHECK VALVE
16	SS1X61/2	1"X6-1/2" NIPPLE
17	22-2203P-16	1" TEE BRASS
18	22-215PN-24	1-1/2"X3-1/2" NIPPLE
19	22-209P16-12	1"X3/4" BRASS BUSHING
20	22-218P-24	1-1/2" HEX HEAD PLUG BRASS
21	22-209P24-16	1-1/2"M X 1"F BUSHING BRASS
22	22-216P-12	3/4" CLOSE NIPPLE BRASS
23	22-2203-P12	3/4" TEE BRASS
24	22-149F-8-8	1/2" 90DEG FLARE
25	22-0107-6-6	3/8" UNION
26	22-209-P12-6	3/4"MALE X 3/8"FEM BUSHING BRASS
27	36520	40.5GPM 1500 PSI HTS PUMP
28	1-125/8	BYPASS HOSE 1" X 12-5/8"
29	22-0104-6-6	1" X 1" PIPE SWIVEL 90DEG
30	H197434	1" SOLENOID VALVE, CONTROL

Idle Wheel Assembly




#	PART #	DESCRIPTION
1	22485	BEARING 3/4"X9/16"X2"
2	MS-FT008	IDLE WHEEL
3	MS-FT05	THREADED ROLLER SHAFT
4	AC012-4	FLAT WASHER
5	49357	CLEVIS PIN
6	49535	1/2" LOCK WASHER
7	49524	1/2"-13 NYLON LOCK NUT

Drive Wheel Assembly




#	PART #	DESCRIPTION
1	MS-FT06	FASTTRAK DRIVE WHEEL SHAFT
2	49535	1/2" LOCK WASHER
3	49524	1/2"-13 NYLON LOCK NUT
4	22486	BEARING 1" X 9/16" X 2"
5	MS-FT009	BLACK DRIVE WHEEL
6	MS-FT07	FASTTRAK DRIVE WHEEL SHAFT CAP
7	49410	5/16"-18 X 3/4" HEX SS
8	49430	5/16" FLAT WASHER
9	49431	5/16" LOCK WASHER

Pumpstand Parts




#	PART #	DESCRIPTION
1	06845	PULLEY 3BSV1320E
2	18192	EX40MM SHEAVE
3	18008-D	B-57 BELT
4	06846	PULLEY 3BSV58
5	06847	SDS 1-7/8" SHEAVE
6	55267-W	25HP MOTOR
7	36520	40.5 GPM HTS PUMP
8	22-218P-24	PIPE HEX HEAD PLUG 1-1/2"
9	22-2203P-24	PIPE TEE 1-1/2"
10	22-209P-24-16	PIPE BUSHING 1-1/2" X 1"
11	SS1X61/2	SS NIPPLE 1" X 6-1/2"
12	22-2203P-16	PIPE TEE 1"
13	22-209P-16-4	PIPE BUSHING 1" X 1/4"
14	22-W68PL-6-4	TUBE X MALE CONNECTOR 3/8"X1/4"
15	06760	1" UNLOADER
16	47020	0-2000 PSI GAUGE
17	22-2107-16-16	1" X 1" PIPE SWIVEL 90DEG

Drive Motor Assembly



#	PART #	DESCRIPTION
1	FT005-1	FASTRAK MOTOR BRACKET
2	18011	COG PULLEY 25MMX30TOOTH
3	07511	FLANGE BEARING 1", 4-BOLT
4	55322	ROLLER SPACER 1-1/2"LONG
5	55225-2	30:1 GEAR BOX
6	55230-4	1/2HP DRIVE MOTOR
7	AC057-1	NORD SB POSITIONER GB MOUNT BRACKET
8	06800	1" LOVE JOY COUPLING
9	06803	SPYDER COUPLER
10	55320	FASTRAK BELT DRIVE SHAFT 12"
11	FT010-2	FASTRAK PROX BRACKET
12	06651	PROX SWITCH
13	06692	PROX CABLE 4MM
14	20002198	Yellow Wheel




#	PART #	DESCRIPTION
1	FT005-1	FASTRAK MOTOR BRACKET
2	18011	COG PULLEY (25MM X 30TOOTH)
3	07511	FLANGE BEARING 1", H BOLT
4	55322	ROLLER SPACER 1-1/2" LONG

Gantry Arm Bottom




#	PART #	DESCRIPTION
1	06557	9510 V-JET TIP
2	84290-3.5	BLAST TECH ZERO DEG NOZZLES 1/4"FNPT, 3.5GPM
3	93148	LATCH
4	73037	ROTO-ARM F-FIXED
5	73036	SWIVEL WITH FLANGE
6	06741-1 / 06742-1	RECEIVER EYE / EMITTER EYE
7	FT202022	BANNER EYE BRACKET
8	06743	BANNER EYE COVER

Gantry Arm Top




#	PART #	DESCRIPTION
1	55311	TRIPLE SHINE ELBLOW PUCK
2	22-216P-4	1/4" X 1/4" HEX NIPPLE
3	06561 / 06562	ADJUSTABLE BALL & THREADED BALL HOUSING
4	06557	9510 V-JET SPRAY TIP
5	84290-3.5	BLAST-TEC ZERO DEG NOZZLE 1/4" FEMALE NPT

Arm Inside Parts #1




#	PART #	DESCRIPTION
1		HOSE MOUNT WELDMENT
2	22-149F-4-4	90DEG FLARE CONNECTOR 1/4"X1/4"
3	22-30682-4-4	1/4" FEMALE SWIVEL X 1/4" HOSE BARB
4	22-801-4BLU	1/4" PUSH LOCK HOSE BLUE

Arm Inside Parts #2




#	PART #	DESCRIPTION
1	22-2202P-4-4	1/4"F X 1/4"M STREET ELBOW
2	FT022-A	SS HOSE MOUNT BRACKET 1/4"FNPT
3	22-48F-4-4	1/4" MALE CONNECTOR X 1/4" FLARE
4	22-30682-4-4B	1/4" FEM SWIVEL X 1/4" HOSE BARB
5	22-801-4BLU	1/4" PUSH LOCK HOSE BLUE
6	22-801-4RED	1/4" PUSH LOCK HOSE RED
7	22-421-8	1/2" WIRE BRAID HOSE
8	22-CL-17	CLAMP VINYL COATED 1"

Arm Inside Parts #3




#	PART #	DESCRIPTION
1	22-2224P-4	1/4" PIPE STREET TEE
2	FT022-A	SS 1/4" PIPE MOUNT WELDMENT
3	22-30682-6-6	3/8" FEMALE X 3/8" HOSE BARB
4	22-48F-6-4	3/8" FEMALE X 1/4" MALE CONNECTOR
5	22-801-6BLU	3/8" PUSH LOCK HOSE BLUE
6	22-30682-4-4	1/4" FEMALE SWIVEL X 1/4" HOSE BARB
7	22-48F-4-4	1/4" MALE X MALE HOSE CONNECTOR
8	22-801-4BLUE	1/4" PUSH LOCK HOSE BLUE
9	22-801-4-RED	1/4" PUSH LOCK HOSE RED

Arm Inside Parts #4



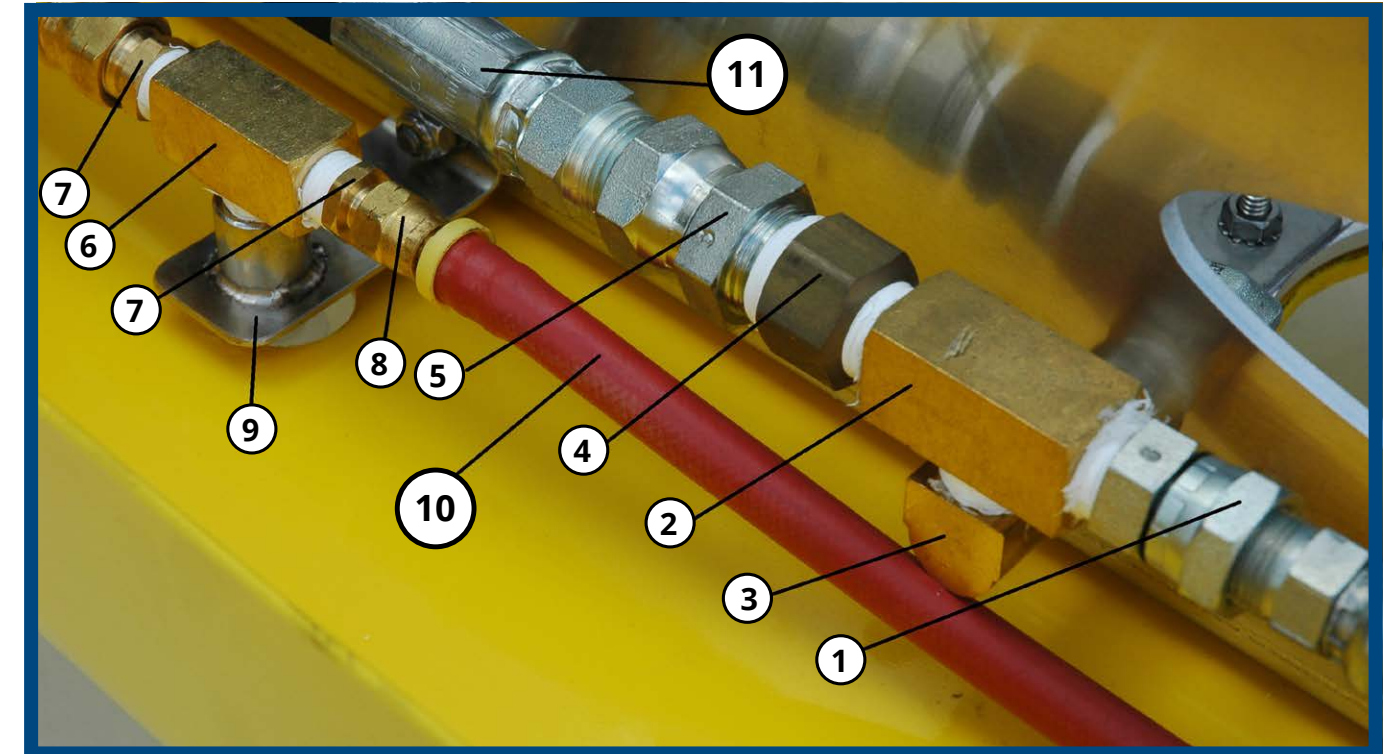
#	PART #	DESCRIPTION
1	FT022-13	3/8" COUPLING BRKT WLDMNT
2	FT022-A	1/4" COUPLING BRKT WLDMNT
3	22-2202P-6-6	PIPE STREET EL 90DEG 3/8"
4	22-2107-6-6	3/8" MX3/8"F PIPE SWIVEL 90DEG
5	22-0107-6-6	3/8"MX3/8"F PIPE SWIVEL
6	MISC ITEM	3/8" WIRE BRAID HOSE
7	22-2202P-4-4	1/4" PIPE STREET EL 90DEG
8	22-48F-4-4	1/4" MALE CONNECTOR
9	22-30682-4-4	1/4" FEMALE SWIVEL X 1/4" HOSE BARB

Arm Inside Parts #5




#	PART #	DESCRIPTION
1	73035	MOSMATIC 3/8" SWIVEL
2	22-222P-8-6	1/2" FEM X 3/8" MALE PIPE ADAPTER
3	22-2107-8-8	1/2FEM X 1/2" MALE PIPE SWIVEL 90DEG
4	MISC ITEM	WIRE BRAIDED HOSE 1/2" X 109"
5	FT022-A	1/4" COUPLING BRACKET
6	22467	90DEG STREET ELBOW 1/4"
7	22465	1/4" MALE X 1/4" HOSE BARB SS
8	22-801-4-RED	1/4" PUSH LOCK HOSE RED
9	22-801-4-BLU	1/4" PUSH LOCK HOSE BLUE

Arm Inside Parts #6




#	PART #	DESCRIPTION
1	22-2224P-4	1/4" PIPE STREET TEE
2	FT022-A	SS 1/4" PIPE MOUNT WELDMENT
3	22-30682-6-6	3/8" FEMALE X 3/8" HOSE BARB
4	22-48F-6-4	3/8" FEMALE X 1/4" MALE CONNECTOR
5	22-801-6BLU	3/8" PUSH LOCK HOSE BLUE
6	22-30682-4-4	1/4" FEMALE SWIVEL X 1/4" HOSE BARB
7	22-48F-4-4	1/4" MALE X MALE HOSE CONNECTOR
8	22-801-4BLUE	1/4" PUSH LOCK HOSE BLUE
9	22-801-4-RED	1/4" PUSH LOCK HOSE RED
10	22-421-8	1/2" WIRE BRAID HOSE
11	22-CL-17	CLAMP VINYL COATED 1"

Arm Inside Parts #7




#	PART #	DESCRIPTION
1	FT022-A	BRACKET, 1/4" COUPLING
2	22456	1/4" TEE SS
3	22457	1/4" STREET ELBOW 90DEG SS
4	22465	1/4" MPT X 1/4" HOSE BARB SS
5	22-801-4BLU	1/4" HOSE PUSH LOCK BLUE
6	22-00007	3/8" X 24" SYN FLEX HOSE

Arm Top Oscillating Assembly




#	PART #	DESCRIPTION
1	55237	NORD OSC MOTOR
2	55316	OSCILL, SPRAYBAR, TOP, RIGHT, (SIDE)
3	06647	1/2" PILLOW BLOCK BEARING
4	06825	1/2" SS COLLAR
5	06838	7/16" ROD ENDS
6	MS-FT013	OSCILLATING LINK 44"

Arm Top Left Oscillating Assembly




#	PART #	DESCRIPTION
1	55317	OSCILL SPRAYBAR TOP LEFT (SIDE)
2	06838	7/10" ROD ENDS
3	06647	1/2" PB BEARING
4	06825	1/2" SS COLLAR

Arm Middle Oscillating Assembly




#	PART #	DESCRIPTION
1	55314	OSCILL, SPRAY BAR, SIDE ARM (TOP)
2	06838	7/8" ROD ENDS
3	06447	1/2" PILLOW BLOCK BEARING
4	06825	1/2" SS COLLAR
5	22-00007	3/8" X 24" SYNIFLEX HOSE
6	MS-FT010	FT OSCILLATING LINK 21"
7	MS-FT013	FT OSCILLATING LINK 44"
8	MS-FT011	FT OSCILLATING LINK 28-3/4"
9	22-2202P-6-6	PIPE STREET ELBOW 90°, 3/8"
10	22467	1/4" SS PIPE STREET ELBOW 90°

Arm Bottom Oscillating Assembly





#	PART #	DESCRIPTION
1	55315	OSCILL, SPRAY BAR, SIDE ARM (BOTTOM)
2	06838	7/16" ROD ENDS
3	06647	1/2" PILLOW BLOCK BEARING
4	22467	1/4" SS PIPE STREET ELBOW 90°
5	22-00007	3/8" X 24" SYNDFLEX HOSE
6	22-2202P-6-6	3/8" PIPE STREET ELBOW 90°
7	06825	1/2" SS COLLAR
8	MS-FT010	FT OSCILLATING LINK 21"




#	PART #	DESCRIPTION
1	55313	OSCILL, SPRAY BAR, TOP ARM
2	06647	1/2" PILLOW BLOCK BEARING
3	22467	1/4" SS PIPE STREET ELBOW 90°
4	84290-3.5	3.5 HYDRAFLEX NOZZLE
5	22-2202P-6-6	3/8" PIPE STREET ELBOW 90°
6	22-216P-4	1/4" HEX NIPPLE
7	22-00007	3/8" X 24" SYNDFLEX HOSE
8	06838	7/16" ROD ENDS

Prox Assembly - Top of FasTrak




#	PART #	DESCRIPTION
1	73035	SWIVEL 90° W BALL BEARING
2	FT030-L	FT HIGH PRESSURE MANIFOLD LONG
3	06651	PROX SWITCH, NI10E
4	06092	PROX CABLE TURRK 4T-3
5	FT020-5	FASTRAK PROX BRACKET
6	FT020-1	FASTRAK PROX TARGET
7	FT020-2	FASTRAK PROX TARGET "A"
8	FT020-3	FASTRAK PROX TARGET "B"

Electrical Control Panel Components



#	PART #	DESCRIPTION
1	06960	POWER SUPPLY
2	06952	ETHERNET SWITCH 5-PORT
3	06973	J1000 VF DRIVE 230VAC
4	40022	3 POLE 20AMP BREAKER D
5	40027	3 POLE 20AMP BREAKER C
6	40112-19	TERMINAL BLOCK
7	40112-24	END STOP FOR TERMINAL BLOCK
8	06994	100AMP DISCONNECT SWITCH
9	06991	AUX CONTACTS
10	06992	43AMP MOTOR STARTER
11	60056	16AMP MOTOR STARTER
12	60062-1	3.2-16AMP OVERLOAD
13	40340-2	FUSE HOLDER TERMINAL BLOCK 24V
14	06948	24VA DC RELAY
15	06949	RELAY BASE
16	06687	OC211 OMRON OUTPUT
17	06686	OD211 OMRON OUTPUT
18	06685	ID211 OMRON OUTPUT
19	06691	CRM21 REMOTE I/O MASTER MODULE
20	06682	CPU33 PLC CPU
21	06680-3	PA202 OMRON POWER SUPPLY
22		TERMINAL STRIP
23	40190-5	500VA TRANSFORMER
24	06683	RED LION CONTROLLER G308

FasTrak Remote I/O Gantry Panel




#	PART #	DESCRIPTION
1	06937	CRT1ID16 REMOTE I/O MODULE
2	06938	CRT1ROS08 8 PT RELAY OUTPUT MODULE
3	06948	RELAY 24ADC
4	06949	RELAY BASE
5	249-116	WAGO END STOP
6	2004-1301	WAGO TERMINAL STRIPS

Electrical Control Panel Door




#	PART #	DESCRIPTION
1	06683	RED LION CONTROLLER
2	72026	YELLOW PUSH BUTTON
3	06997	SWITCH HANDLE ASSY - YELLOW/RED

Pumpstand Solenoid Components



#	PART #	DESCRIPTION
1	47010	0-300PSI GUAGE, PANEL MOUNT
2		DSI MANIFOLD WELDMENT
3	22-48F-12-12	MALE CONNECTOR 3/4"X3/4"
4	22-30682-12-12B	3/4" FEM SWIVEL X3/4" PL HOSE
5	22470	3/4" BRASS FEMALE JIC SWIVEL X 3/4" MALE PIPE
6	22471	3/8" JIC X MPT BUSHING
7	64069	3/8" SOLENOID VALVE
8	22-216P-6	3/8" PIPE HEX NIPPLE
9	34022	3/8" CHECK VALVE SS
10	31065-57	RED INJECTOR, 1GPM
11	31065-83	GRAY INJECTOR, 2.1GPM
12	31065-98	GREEN INJECTOR, 3.2GPM
13	22-207P-6	3/8" PIPE COUPLING
14	80201	3/8" FULL COUPLING SS
15	22-30182-6-6B	3/8" MPT X 3/8" PL HOSE BARB
16	22-30182-6-8B	3/8" MPT X 1/2" PL HOSE BARB
17	22440	3/8" MPT X 3/8 PL HOSE BARB S.S.
18		3/8" MPT X 1/2" PL HOSE BARB S.S.
19	22-W68PL-6-4	1/4" TUBE X 3/8" MALE PIPE CONNECTOR
20	64035	1" SOLENOID VALVE
21	22-209P-16-12	PIPE BUSHING 1" X 3/4"
22	22-0107-12-12	3/4" MPT X 3/4" FPT SWIVEL
23	22-216P-12	3/4" PIPE HEX NIPPLE
24	48017-1	CERAMIC WEIGHT 1/4"
25	52113	3/8"OD X 1/4" ID VINYL CLEAR TUBING
26	22-801-12-BLU	3/4" PL HOSE BLUE
27	48016-1	FOOT VALVE BLUE
28	ACO31-17	DSI MANIFOLD PANEL

Pumpstand Clear Water Tank



#	PART #	DESCRIPTION
1	FT014	DSI, FASTRAK WATER TANK
2	22424	2" SCH40 PVC SXM 90 EL
3	72050	SIDE MOUNT FLOAT SWITCH
4	22407	1/2" SCH40 PVC SXM 90 EL
5	22-149F-12-12	3/4"PLX3/4"MPT BRASS MALE ELBOW
6	22-30682-12-12	3/4" FEM SWIV X 3/4" PL HOSE BARB
7	96225	WATLOW HEATER 4.5W/240V/3PH
8	22478	1-1/2" CAST BRASS THREADED ST90
9	H366094	HOSE BARB BR 1-1/2"X1-1/2"HS
10	52021	1-1/2" SUCTION HOSE
11	22-2107-8-8	1/2" FEM SWIVEL X 1/2" MALE PIPE 90DEG

Pumpstand Bottom




#	PART #	DESCRIPTION
1	57173-FW	1.5HP 3PH BOOSTER PUMP
2	22-2202P-12-12	PIPE STREET ELBOW 90 3/4"
3	22-216P-12	PIPE HEX NIPPLE 3/4"
4	34040	3/4" CHECK VALVE
5	22-2203P-12	FEMALE PIPE TEE 3/4"
6	58021	3/4" PRESSURE RELIEF VALVE
7	22-48F-12-12	MALE CONNECTOR 3/4"
8	22-30682-12-12B	3/4" FEM SWIVEL X 3/4" PL HOSE BARB
9	22-801-12-BLU	3/4" PL HOSE BLUE
10	22-149F-12-12	MALE ELBOW 3/4"
11	55330	3-WAY SOLENOID

Pumpstand



#	PART #	DESCRIPTION
1	31030	454P DEMA VALVE
2	22-2203P-8	FEMALE PIPE TEE 1/2"
3	22-2200P-8-8	BRASS 90 PIPE ELBOW 1/2"
4	22-2202P-8-8	PIPE STREET ELBOW 90 1/2"
5	22-215PN-8	CLOSE PIPE NIPPLE 1/2"

Counter Wheel



#	PART #	DESCRIPTION
1	FT025	FASTRAK BEARING BLOCK
2	06626-1	PROX SWITCH
3	A140-2	FASTRAK COUNTER WHEEL

FASTRAK

• parts manual



AN O'HANRAHAN COLEMAN COMPANY

5842 W 34th St, Houston, TX 77092
1.800.999.9878 • 1.713.683.9878
• www.colemanhanna.com



Find us on Facebook: •
[/ColemanHannaCarwash](https://www.facebook.com/ColemanHannaCarwash)

PARTS DEPARTMENT

5842 W 34th St, Houston, TX 77092
1.800.999.9878 • 1.713.683.9878
• www.colemanhanna.com